

SASSO 60 round downlight

trim

048-2602917W 048-269631G 002-90790



Project / Type

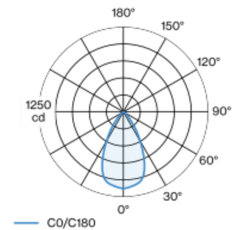
Notes

Count / Date



Round recessed spotlight in die-cast aluminium; 1 lamp; surface traffic white; installation without tools in mounting set due to patented ball catch system; round installation housing; with trim white aluminium; suitable for ceiling thickness of 2-25 mm; passive cooling of the LEDs through improved heat sink geometry; with COB (Chip on Board) technology for maximum efficiency; no appearance of multiple shadows; light colour 2700 K; binning initial MacAdam ≤ 2 SDCM; CRI ≥ 90 ; min. 80% of luminous flux after 50000 operating hours; energy efficient LEDs with high CRI; incl. high quality lens system; precise radiation characteristic with 57° beam; degree of protection from below IP44 (from above IP20); PC2; 220-240 V; incl. DALI-2 converter; light source replaceable by an authorized professional; control gear replaceable by an authorized professional;

Light distribution



Product drawing



General

Ceiling | Recessed

rotation 360°

traffic white | RAL 9016

Mounting set white aluminium

front IP44 | back IP20

1050 lm

fixture 99 lm/W ¹

LED

2700 K

CRI ≥ 90

L80 / 50000 h

initial MacAdam ≤ 2 SDCM

R_g: 97 | R_r: 91 | R_{t(15)}: 87

MR 0.52 | MDER 0.47

Optical

wide flood | beam angle 57°

PstLM ≤ 1.0 ² | SVM ≤ 0.4 ²

Electrical

DALI-2 | 1 DALI Addr.

PC2 | 220-240 V

system 12.5 W | fixture 10.6 W

36 Vf | 300 mA

Physical

trim

diameter 80 mm | height 48 mm

4.7 kg

Cutout

diameter 73 mm

min. ceiling thickness 2 mm | max. ceiling thickness 25 mm

recessed depth 100 mm

¹ incl. consideration of optical losses & internal control unit losses
² Value of containing product at full load (undimmed)

Installation instructions



Lighting calculator



SASSO 60 round downlight

trim

048-2602917W 048-269631G 002-90790



Project / Type

Notes

Count / Date

Maintenance Factors

| Operating Time [h] | 10 000 | 20 000 | 30 000 | 40 000 | 50 000 |
|--------------------|------------------------------|--------|-------------------|---------------------------------|--------|
| LLMF | 0.964 | 0.923 | 0.884 | 0.847 | 0.811 |
| LSF | 1 | 1 | 1 | 1 | 1 |
| MF | LMF × RSMF × LLMF × LSF | | RSMF ^a | Room Surface Maintenance Factor | |
| MF | Maintenance Factor | | LLMF | Lamp Lumens Maintenance Factor | |
| LMF ^a | Luminaire Maintenance Factor | | LSF | Lamp Survival Factor | |

^a According to "CIE 97, Maintenance of indoor electric lighting systems", 2005, ISBN 3-900-734-34-8. The values must be determined by the planner.

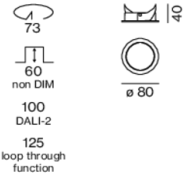
Circuit Breaker Types

| Automatic Circuit Breaker Type | Number of Fixtures |
|--------------------------------|--------------------|
| B10 | 72 |
| B16 | 115 |
| C10 | 106 |
| C16 | 170 |

Components

MOUNTING SET with trim 1 lamp

| | | | |
|---------------------------|-----------------|--------|-------------------|
| TYPE | COLOUR | Ø (MM) | ARTICLE NUMBER(S) |
| for intermediate ceilings | white aluminium | 80 | 048-269631G |



POWER SUPPLY

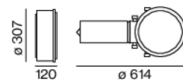
| |
|-------------------|
| ARTICLE NUMBER(S) |
| 002-90790 |



Mounting accessories

PRIMED CONCRETE MOUNTING HOUSING

| | |
|-------------|-------------------|
| L-W-H (MM) | ARTICLE NUMBER(S) |
| 614-307-120 | 048-2695110 |



SASSO 60 round downlight

trim

048-2602917W 048-269631G 002-90790



Project / Type

Notes

Count / Date

Optional electrical accessories

DIN RAIL LED DRIVER

| | |
|------------|-------------------|
| L-W-H (MM) | ARTICLE NUMBER(S) |
| 36-88-59 | 005-6121030 |



DIN RAIL POWER SUPPLY

| | |
|------------|-------------------|
| L-W-H (MM) | ARTICLE NUMBER(S) |
| 72-90-63 | 005-6520210 |



Optional electrical accessories

POWER SUPPLY PRE-WIRED with junction box

| |
|-------------------|
| ARTICLE NUMBER(S) |
| 002-90790A |
| 002-90748A |
| 002-90771A |
| 002-90742A |



Optional electrical accessories

POWER SUPPLY PRE-WIRED with loop through function

| | |
|------------|-------------------|
| L-W-H (MM) | ARTICLE NUMBER(S) |
| 185-30-21 | 002-90770 |
| 185-30-21 | 002-90747 |



Electrical accessories

THROUGH WIRING CONNECTION BOX

| | | |
|---------------------------|------------|-------------------|
| TYPE | L-W-H (MM) | ARTICLE NUMBER(S) |
| non DIM cable ø 4 – 12 mm | 105-58-30 | 005-2531110 |
| DALI cable ø 4 – 12 mm | 105-58-30 | 005-2551110 |



SASSO 60 round downlight

trim

048-2602917W 048-269631G 002-90790



Project / Type

Notes

Count / Date

Colour rendering



CRI/R_a ≥ 91 R_e ≥ 87 (2700 K)



TM30 colour vector graphic



The black line represents the black body reference. The red line indicates the results of the test light source. The deviation from the test light source to the reference is shown and is marked by arrows. The shorter the arrows, the higher the color rendering.