

SASSO 60 square downlight

trim

048-2612019S 048-269731G 002-90790



Project / Type

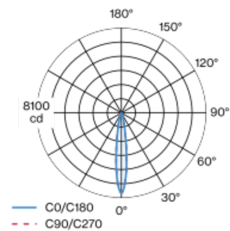
Notes

Count / Date

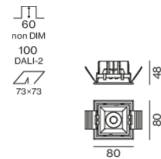


Recessed square spotlight in die-cast aluminium; 1 lamp; surface gold dust; installation without tools in mounting set due to patented ball catch system; square installation housing; with trim white aluminium; suitable for ceiling thickness of 2-25 mm; passive cooling of the LEDs through improved heat sink geometry; with COB (Chip on Board) technology for maximum efficiency; no appearance of multiple shadows; light colour 3000 K; binning initial MacAdam ≤ 2 SDCM; CRI ≥ 90 ; energy efficient LEDs with high CRI; incl. high quality lens system; precise radiation characteristic with 15° beam; UGR ≤ 13 ; VDU compatible workplace luminaire according to DIN EN 12464-1; luminance above 65° ≤ 1500 cd/m²; degree of protection from below IP44 (from above IP20); PC2; 220-240 V; incl. DALI-2 converter; through wiring connection box, 3-pole or 5-pole, available as an accessory; accessories are listed separately; light source replaceable by an authorized professional; control gear replaceable by an authorized professional;

Light distribution



Product drawing



General

Ceiling | Recessed

gold dust | RAL 260-M

Mounting set white aluminium

front IP44 | back IP20

888 lm

fixture 82 lm/W ¹

LED

3000 K

CRI ≥ 90

initial MacAdam ≤ 2 SDCM

R_g: 99 | R_f: 90 | R_{t1-15}: 87

MR 0.6 | MDER 0.54

Optical

spot | beam angle 15°

UGR ≤ 13 | $\geq 65^\circ$ < 1500 cd/m²

PstLM ≤ 1.0 ² | SVM ≤ 0.4 ²

Electrical

DALI-2 | 1 DALI Addr.

PC2 | 220-240 V

system 12.8 W | fixture 10.9 W

36 Vf | 300 mA

Physical

trim

length 80 mm | width 80 mm | height 48 mm

4.7 kg

Cutout

length 73 mm | width 73 mm

min. ceiling thickness 2 mm | max. ceiling thickness 25 mm

recessed depth 100 mm

¹ incl. consideration of optical losses & internal control unit losses
² Value of containing product at full load (undimmed)

Installation instructions



Lighting calculator



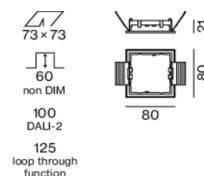
trim



Notes

Count / Date

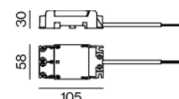
MOUNTING SET with trim 1 lamp



ARTICLE NUMBER(S)
002-90790



THROUGH WIRING CONNECTION BOX



PRIMED CONCRETE MOUNTING HOUSING



SASSO 60 square downlight

trim

048-2612019S 048-269731G 002-90790



Project / Type

Notes

Count / Date

Optional electrical accessories

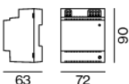
DIN RAIL LED DRIVER

L-W-H (MM)	ARTICLE NUMBER(S)
36-88-59	005-6121030



DIN RAIL POWER SUPPLY

L-W-H (MM)	ARTICLE NUMBER(S)
72-90-63	005-6520210



Optional electrical accessories

POWER SUPPLY PRE-WIRED with junction box

ARTICLE NUMBER(S)
002-90790A
002-90748A
002-90771A
002-90742A



Optional electrical accessories

POWER SUPPLY PRE-WIRED with loop through function

L-W-H (MM)	ARTICLE NUMBER(S)
185-30-21	002-90770
185-30-21	002-90747



Colour rendering



SASSO 60 square downlight

trim

048-2612019S 048-269731G 002-90790



Project / Type

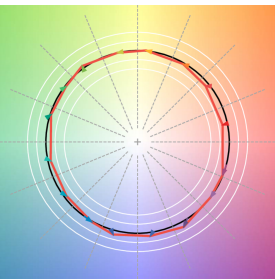
Notes

Count / Date

CRI/R_a ≥ 91 R_e ≥ 87 (3000 K)



TM30 colour vector graphic



The black line represents the black body reference. The red line indicates the results of the test light source. The deviation from the test light source to the reference is shown and is marked by arrows. The shorter the arrows, the higher the color rendering.

