

# SASSO 60 square downlight


trim 2 lamps  
048-2612019W 048-2699318 002-90790



Project / Type

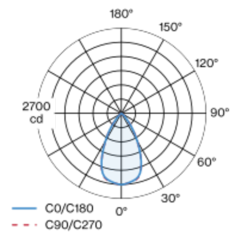
Notes

Count / Date

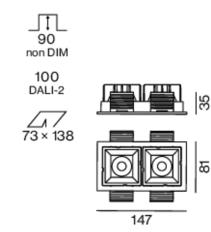


Recessed square spotlight in die-cast aluminium; 2 lamps; surface gold dust; installation without tools in mounting set due to patented ball catch system; rectangular installation housing; with trim jet black; suitable for ceiling thickness of 2-25 mm; passive cooling of the LEDs through improved heat sink geometry; with COB (Chip on Board) technology for maximum efficiency; no appearance of multiple shadows; light colour 3000 K; binning initial MacAdam  $\leq 2$  SDCM; CRI  $\geq 90$ ; min. 80% of luminous flux after 50000 operating hours; energy efficient LEDs with high CRI; incl. high quality lens system; precise radiation characteristic with 57° beam; degree of protection from below IP44 (from above IP20); PC2; 220-240 V; incl. DALI-2 converter; through wiring connection box, 3-pole or 5-pole, available as an accessory; accessories are listed separately; light source replaceable by an authorized professional; control gear replaceable by an authorized professional;

## Light distribution



## Product drawing



## General

Ceiling | Recessed  
gold dust | RAL 260-M <sup>1</sup>  
Mounting set jet black  
front IP44 | back IP20  
2080 lm  
fixture 98 lm/W <sup>2</sup>

## LED

3000 K  
CRI  $\geq 90$   
L80 / 50000 h  
initial MacAdam  $\leq 2$  SDCM  
R<sub>g</sub>: 99 | R<sub>f</sub>: 90 | R<sub>[1-15]</sub>: 87  
MR 0.6 | MDER 0.54

## Optical

wide flood | beam angle 57°  
PstLM  $\leq 1.0$  <sup>3</sup> | SVM  $\leq 0.4$  <sup>3</sup>

## Electrical

DALI-2 | 1 DALI Addr.  
PC2 | 220-240 V  
system 25.0 W | fixture 10.6 W  
total fixtures 21.3 W  
36 Vf | 300 mA

## Physical

trim  
length 147 mm | width 81 mm | height 48 mm  
4.7 kg

## Cutout

length 138 mm | width 73 mm  
min. ceiling thickness 2 mm | max. ceiling  
thickness 25 mm  
recessed depth 100 mm

<sup>1</sup> RAL code  
<sup>2</sup> incl. consideration of optical losses & internal control unit losses  
<sup>3</sup> Value of containing product at full load (undimmed)

## Installation instructions



## Lighting calculator



# SASSO 60 square downlight

trim 2 lamps

048-2612019W 048-2699318 002-90790



Project / Type \_\_\_\_\_

Notes \_\_\_\_\_

Count / Date \_\_\_\_\_

## Maintenance Factors

| Operating Time [h] | 10 000                       | 20 000 | 30 000            | 40 000                          | 50 000 |
|--------------------|------------------------------|--------|-------------------|---------------------------------|--------|
| LLMF               | 0.964                        | 0.923  | 0.884             | 0.847                           | 0.811  |
| LSF                | 1                            | 1      | 1                 | 1                               | 1      |
| MF                 | LMF × RSMF × LLMF × LSF      |        | RSMF <sup>a</sup> | Room Surface Maintenance Factor |        |
| MF                 | Maintenance Factor           |        | LLMF              | Lamp Lumens Maintenance Factor  |        |
| LMF <sup>a</sup>   | Luminaire Maintenance Factor |        | LSF               | Lamp Survival Factor            |        |

<sup>a</sup> According to "CIE 97, Maintenance of indoor electric lighting systems", 2005, ISBN 3-900-734-34-8. The values must be determined by the planner.

## Circuit Breaker Types

| Automatic Circuit Breaker Type | Number of Fixtures |
|--------------------------------|--------------------|
| B10                            | 72                 |
| B16                            | 115                |
| C10                            | 106                |
| C16                            | 170                |

## Components

### MOUNTING SET with trim 2 lamps

| TYPE                      | COLOUR    | L-W-H (MM) | ARTICLE NUMBER(S) |
|---------------------------|-----------|------------|-------------------|
| for intermediate ceilings | jet black | 147-81-35  | 048-2699318       |



### POWER SUPPLY

| ARTICLE NUMBER(S) |
|-------------------|
| 002-90790         |



## Mounting accessories

### THROUGH WIRING CONNECTION BOX

| TYPE                                     | L-W-H (MM) | ARTICLE NUMBER(S) |
|--|------------|-------------------|
| non DIM cable ø 4 – 12 mm, Linect®-Ready | 105-58-30  | 005-253110        |
| DALI cable ø 4 – 12 mm, Linect®-Ready    | 105-58-30  | 005-255110        |



## Mounting accessories

### PRIMED CONCRETE MOUNTING HOUSING

| COLOUR          | L-W-H (MM)  | ARTICLE NUMBER(S) |
|-----------------|-------------|-------------------|
| white aluminium | 614-307-120 | 048-2695110       |



## Optional electrical accessories

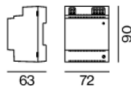
### DIN RAIL LED DRIVER

| TYPE                           | L-W-H (MM) | ARTICLE NUMBER(S) |
|--------------------------------|------------|-------------------|
| 2 × 42W   48V DC   UOUT 10–40V | 36-88-59   | 005-6121030       |



### DIN RAIL POWER SUPPLY

| L-W-H (MM) | ARTICLE NUMBER(S) |
|------------|-------------------|
| 72-90-63   | 005-6520210       |



# SASSO 60 square downlight

trim 2 lamps

048-2612019W 048-2699318 002-90790



Project / Type

Notes

Count / Date

## Optional electrical accessories

### POWER SUPPLY PREWIRED

| TYPE              | ARTICLE NUMBER(S) |
|-------------------|-------------------|
| with junktion box | 002-90790A        |
| with junktion box | 002-90748A        |
| with junktion box | 002-90771A        |
| with junktion box | 002-90742A        |



## Optional electrical accessories

### POWER SUPPLY

| TYPE                       | L-W-H (MM) | ARTICLE NUMBER(S) |
|----------------------------|------------|-------------------|
| with loop through function | 185-30-21  | 002-90770         |
| with loop through function | 185-30-21  | 002-90747         |

