

# SASSO 60 square downlight

trim 2 lamps

048-2612117M 048-2699317 002-90790



Project / Type

Notes

Count / Date



## General

Ceiling | Recessed

traffic white | RAL 9016 <sup>1</sup>

Mounting set traffic white

front IP44 | back IP20

2280 lm

fixture 107 lm/W <sup>2</sup>

## LED

4000 K

CRI  $\geq$  90

L80 / 50000 h

initial MacAdam  $\leq$  2 SDCM

R<sub>g</sub>: 98 | R<sub>f</sub>: 90 | R<sub>t-15</sub>: 88

MR 0.8 | MDER 0.72

## Optical

medium | beam angle 27°

UGR  $\leq$  19

PstLM  $\leq$  1.0 <sup>3</sup> | SVM  $\leq$  0.4 <sup>3</sup>

## Electrical

DALI-2 | 1 DALI Addr.

PC2 | 220-240 V

system 25.0 W | fixture 10.6 W

total fixtures 21.3 W

36 Vf | 300 mA

## Physical

trim

length 147 mm | width 81 mm | height 48 mm

4.7 kg

## Cutout

length 138 mm | width 73 mm

min. ceiling thickness 2 mm | max. ceiling  
thickness 25 mm

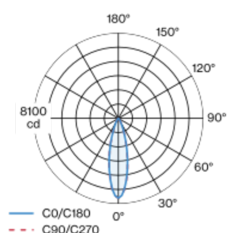
recessed depth 100 mm

<sup>1</sup> RAL code

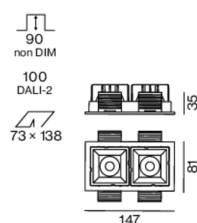
<sup>2</sup> incl. consideration of optical losses & internal control unit losses

<sup>3</sup> Value of containing product at full load (undimmed)

## Light distribution



## Product drawing



## Installation instructions



## Lighting calculator



# SASSO 60 square downlight

trim 2 lamps

048-2612117M 048-2699317 002-90790



Project / Type

Notes

Count / Date

## Maintenance Factors

Operating Time [h]	10 000	20 000	30 000	40 000	50 000
LLMF	0.964	0.923	0.884	0.847	0.811
LSF	1	1	1	1	1
MF	LMF × RSMF × LLMF × LSF		RSMF <sup>a</sup>	Room Surface Maintenance Factor	
MF	Maintenance Factor		LLMF	Lamp Lumens Maintenance Factor	
LMF <sup>a</sup>	Luminaire Maintenance Factor		LSF	Lamp Survival Factor	

<sup>a</sup> According to "CIE 97, Maintenance of indoor electric lighting systems", 2005, ISBN 3-900-734-34-8. The values must be determined by the planner.

## Circuit Breaker Types

Automatic Circuit Breaker Type	Number of Fixtures
B10	72
B16	115
C10	106
C16	170

## Components

### MOUNTING SET with trim 2 lamps

TYPE	COLOUR	L-W-H (MM)	ARTICLE NUMBER(S)
for intermediate ceilings	traffic white	147-81-35	048-2699317



### POWER SUPPLY

ARTICLE NUMBER(S)
002-90790



## Mounting accessories

### THROUGH WIRING CONNECTION BOX

TYPE	L-W-H (MM)	ARTICLE NUMBER(S)
non DIM cable ø 4 – 12 mm, Linect®-Ready	105-58-30	005-253110
DALI cable ø 4 – 12 mm, Linect®-Ready	105-58-30	005-255110



## Mounting accessories

### PRIMED CONCRETE MOUNTING HOUSING

COLOUR	L-W-H (MM)	ARTICLE NUMBER(S)
white aluminium	614-307-120	048-2695110



## Optional electrical accessories

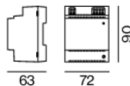
### DIN RAIL LED DRIVER

TYPE	L-W-H (MM)	ARTICLE NUMBER(S)
2 × 42W   48V DC   UOUT 10–40V	36-88-59	005-6121030



### DIN RAIL POWER SUPPLY

L-W-H (MM)	ARTICLE NUMBER(S)
72-90-63	005-6520210



# SASSO 60 square downlight

trim 2 lamps

048-2612117M 048-2699317 002-90790



Project / Type

Notes

Count / Date

## Optional electrical accessories

### POWER SUPPLY PREWIRED

TYPE	ARTICLE NUMBER(S)
with junktion box	002-90790A
with junktion box	002-90748A
with junktion box	002-90771A
with junktion box	002-90742A



## Optional electrical accessories

### POWER SUPPLY

TYPE	L-W-H (MM)	ARTICLE NUMBER(S)
with loop through function	185-30-21	002-90770
with loop through function	185-30-21	002-90747

