

# SASSO 60 square downlight

trimless


048-2612014F 048-2697117 002-90790



Project / Type

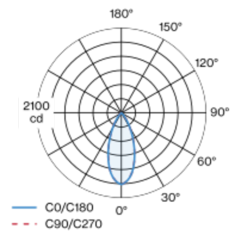
Notes

Count / Date

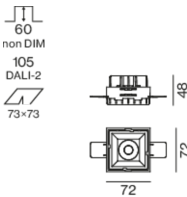


Recessed square spotlight in die-cast aluminium; 1 lamp; surface matt silver; installation without tools in mounting set due to patented ball catch system; square installation housing; for trimless installation in plasterboard ceilings; suitable for ceiling thickness of 12.5/15/25 mm; passive cooling of the LEDs through improved heat sink geometry; with COB (Chip on Board) technology for maximum efficiency; no appearance of multiple shadows; light colour 3000 K; binning initial MacAdam  $\leq 2$  SDCM; CRI  $\geq 90$ ; min. 80% of luminous flux after 50000 operating hours; energy efficient LEDs with high CRI; incl. high quality lens system; precise radiation characteristic with 42° beam; degree of protection from below IP44 (from above IP20); PC2; 220-240 V; incl. DALI-2 converter; through wiring connection box, 3-pole or 5-pole, available as an accessory; accessories are listed separately; light source replaceable by an authorized professional; control gear replaceable by an authorized professional;

## Light distribution



## Product drawing



## General

Ceiling | Recessed

matt silver

Mounting set traffic white

front IP44 | back IP20

1060 lm

fixture 100 lm/W <sup>1</sup>

## LED

3000 K

CRI  $\geq 90$

L80 / 50000 h

initial MacAdam  $\leq 2$  SDCM

R<sub>g</sub>: 99 | R<sub>f</sub>: 90 | R<sub>t(1-15)</sub>: 87

MR 0.6 | MDER 0.54

## Optical

flood | beam angle 42°

$\geq 65^\circ < 3000 \text{ cd/m}^2$

PstLM  $\leq 1.0 \text{ }^2$  | SVM  $\leq 0.4 \text{ }^2$

## Electrical

DALI-2 | 1 DALI Addr.

PC2 | 220-240 V

system 12.5 W | fixture 10.6 W

36 Vf | 300 mA

## Physical

trimless

length 72 mm | width 72 mm | height 48 mm

4.7 kg

## Cutout

length 73 mm | width 73 mm

min. ceiling thickness 12.5 mm | max. ceiling thickness 25 mm

recessed depth 105 mm

<sup>1</sup> incl. consideration of optical losses & internal control unit losses  
<sup>2</sup> Value of containing product at full load (undimmed)

## Installation instructions



## Lighting calculator



# SASSO 60 square downlight

trimless

048-2612014F 048-2697117 002-90790



Project / Type

Notes

Count / Date

## Maintenance Factors

| Operating Time [h] | 10 000                       | 20 000 | 30 000            | 40 000                          | 50 000 |
|--------------------|------------------------------|--------|-------------------|---------------------------------|--------|
| LLMF               | 0.964                        | 0.923  | 0.884             | 0.847                           | 0.811  |
| LSF                | 1                            | 1      | 1                 | 1                               | 1      |
| MF                 | LMF × RSMF × LLMF × LSF      |        | RSMF <sup>a</sup> | Room Surface Maintenance Factor |        |
| MF                 | Maintenance Factor           |        | LLMF              | Lamp Lumens Maintenance Factor  |        |
| LMF <sup>a</sup>   | Luminaire Maintenance Factor |        | LSF               | Lamp Survival Factor            |        |

<sup>a</sup> According to "CIE 97, Maintenance of indoor electric lighting systems", 2005, ISBN 3-900-734-34-8. The values must be determined by the planner.

## Circuit Breaker Types

| Automatic Circuit Breaker Type | Number of Fixtures |
|--------------------------------|--------------------|
| B10                            | 72                 |
| B16                            | 115                |
| C10                            | 106                |
| C16                            | 170                |

## Components

### MOUNTING SET trimless

| TYPE                                    | COLOUR        | L-W-H (MM) | ARTICLE NUMBER(S) |
|---|---------------|------------|-------------------|
| for plasterboard ceilings 12.5/15/25 mm | traffic white | 72-72-29   | 048-2697117       |



### POWER SUPPLY

| ARTICLE NUMBER(S) |
|-------------------|
| 002-90790         |

## Mounting accessories

### THROUGH WIRING CONNECTION BOX

| TYPE                                     | L-W-H (MM) | ARTICLE NUMBER(S) |
|--|------------|-------------------|
| non DIM cable ø 4 – 12 mm, Linect®-Ready | 105-58-30  | 005-2531110       |
| DALI cable ø 4 – 12 mm, Linect®-Ready    | 105-58-30  | 005-2551110       |



## Mounting accessories

### PRIMED CONCRETE MOUNTING HOUSING

| COLOUR          | L-W-H (MM)  | ARTICLE NUMBER(S) |
|-----------------|-------------|-------------------|
| white aluminium | 614-307-120 | 048-2695110       |



## Optional electrical accessories

### DIN RAIL LED DRIVER

| TYPE                    | L-W-H (MM) | ARTICLE NUMBER(S) |
|-------------------------|------------|-------------------|
| 200 - 1050 mA   2 x 42W | 36-88-59   | 005-6121030       |



### DIN RAIL POWER SUPPLY

| L-W-H (MM) | ARTICLE NUMBER(S) |
|------------|-------------------|
| 72-90-63   | 005-6520210       |



# SASSO 60 square downlight

trimless

048-2612014F 048-2697117 002-90790



Project / Type

Notes

Count / Date

## Optional electrical accessories

### POWER SUPPLY PREWIRED

| TYPE              | ARTICLE NUMBER(S) |
|-------------------|-------------------|
| with junktion box | 002-90790A        |
| with junktion box | 002-90748A        |
| with junktion box | 002-90771A        |
| with junktion box | 002-90742A        |

## Optional electrical accessories

### POWER SUPPLY

| TYPE                       | L-W-H (MM) | ARTICLE NUMBER(S) |
|----------------------------|------------|-------------------|
| with loop through function | 185-30-21  | 002-90770         |
| with loop through function | 185-30-21  | 002-90747         |

