

# SASSO 60 square downlight

trim 2 lamps


048-2612219M 048-2699317 002-90790



Project / Type

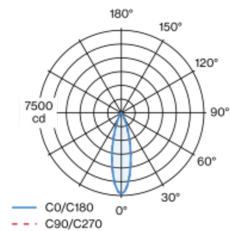
Notes

Count / Date

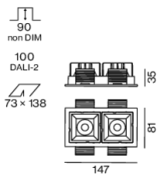


Recessed square spotlight in die-cast aluminium; 2 lamps; surface gold dust; installation without tools in mounting set due to patented ball catch system; rectangular installation housing; with trim traffic white; suitable for ceiling thickness of 2-25 mm; passive cooling of the LEDs through improved heat sink geometry; with COB (Chip on Board) technology for maximum efficiency; no appearance of multiple shadows; light colour 3500 K; binning initial MacAdam  $\leq 2$  SDCM; CRI  $\geq 90$ ; min. 80% of luminous flux after 50000 operating hours; energy efficient LEDs with high CRI; incl. high quality lens system; precise radiation characteristic with 27° beam; UGR  $\leq 16$ ; VDU compatible workplace luminaire according to DIN EN 12464-1; luminance above 65°  $\leq 3000$  cd/m<sup>2</sup>; degree of protection from below IP44 (from above IP20); PC2; 220-240 V; incl. DALI-2 converter; through wiring connection box, 3-pole or 5-pole, available as an accessory; accessories are listed separately; light source replaceable by an authorized professional; control gear replaceable by an authorized professional;

## Light distribution



## Product drawing



## General

Ceiling   Recessed
gold dust   RAL 260-M
Mounting set traffic white
front IP44   back IP20
2160 lm
fixture 101 lm/W <sup>1</sup>

## LED

3500 K
CRI $\geq 90$
L80 / 50000 h
initial MacAdam $\leq 2$ SDCM
R <sub>g</sub> : 99   R <sub>f</sub> : 90   R <sub>t(1-15)</sub> : 89
MR 0.7   MDER 0.64

## Optical

medium   beam angle 27°
UGR $\leq 16$   $\geq 65^\circ < 3000$ cd/m <sup>2</sup>
PstLM $\leq 1.0$ <sup>2</sup>   SVM $\leq 0.4$ <sup>2</sup>

## Electrical

DALI-2   1 DALI Addr.
PC2   220-240 V
system 25.0 W   fixture 10.6 W
total fixtures 21.3 W
36 Vf   300 mA

## Physical

trim
length 147 mm   width 81 mm   height 48 mm
4.7 kg

## Cutout

length 138 mm   width 73 mm
min. ceiling thickness 2 mm   max. ceiling thickness 25 mm
recessed depth 100 mm

<sup>1</sup> incl. consideration of optical losses & internal control unit losses  
<sup>2</sup> Value of containing product at full load (undimmed)

## Installation instructions



## Lighting calculator

