

SASSO 60 square downlight


trim 2 lamps
048-2612919W 048-2699318 002-90790



Project / Type

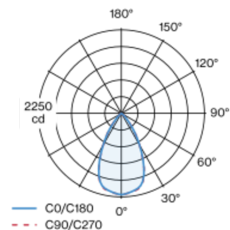
Notes

Count / Date

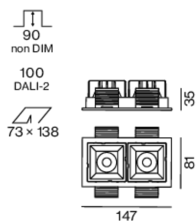


Recessed square spotlight in die-cast aluminium; 2 lamps; surface gold dust; installation without tools in mounting set due to patented ball catch system; rectangular installation housing; with trim jet black; suitable for ceiling thickness of 2-25 mm; passive cooling of the LEDs through improved heat sink geometry; with COB (Chip on Board) technology for maximum efficiency; no appearance of multiple shadows; light colour 2700 K; binning initial MacAdam ≤ 2 SDCM; CRI ≥ 90 ; min. 80% of luminous flux after 50000 operating hours; energy efficient LEDs with high CRI; incl. high quality lens system; precise radiation characteristic with 57° beam; degree of protection from below IP44 (from above IP20); PC2; 220-240 V; incl. DALI-2 converter; through wiring connection box, 3-pole or 5-pole, available as an accessory; accessories are listed separately; light source replaceable by an authorized professional; control gear replaceable by an authorized professional;

Light distribution



Product drawing



General

Ceiling | Recessed
gold dust | RAL 260-M ¹
Mounting set jet black
front IP44 | back IP20
2020 lm
fixture 95 lm/W ²

LED

2700 K
CRI ≥ 90
L80 / 50000 h
initial MacAdam ≤ 2 SDCM
R_g: 97 | R_f: 91 | R₍₁₋₁₅₎: 87
MR 0.52 | MDER 0.47

Optical

wide flood | beam angle 57°
PstLM ≤ 1.0 ³ | SVM ≤ 0.4 ³

Electrical

DALI-2 | 1 DALI Addr.
PC2 | 220-240 V
system 25.0 W | fixture 10.6 W
total fixtures 21.3 W
36 Vf | 300 mA

Physical

trim
length 147 mm | width 81 mm | height 48 mm
4.7 kg

Cutout

length 138 mm | width 73 mm
min. ceiling thickness 2 mm | max. ceiling
thickness 25 mm
recessed depth 100 mm

¹ RAL code
² incl. consideration of optical losses & internal control unit losses
³ Value of containing product at full load (undimmed)

Installation instructions



Lighting calculator



[‘048-2612919W 048-2699318 002-90790’] The technical data represent rated values for an ambient temperature of 25°C. The data values for the luminous flux are initially subject to a tolerance of +/- 10%, those for the electrical connected load are initially subject to a tolerance of +/- 10%, and those for the colour temperature are initially subject to a tolerance of +/- 150 K. No liability is assumed for typographical or printing errors. The general terms and conditions of XAL GmbH apply.
© XAL GmbH · Auer-Welsbach-Gasse 36 · 8055 Graz · Austria · www.xal.com