

SASSO 60 round adjustable trimless soft acoustic ceiling

048-262211W 048-2696197 002-90790



Project / Type

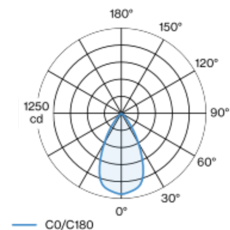
Notes

Count / Date

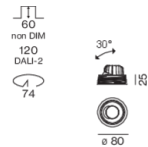


Round recessed spotlight in die-cast aluminium; 1 lamp; surface jet black; 360° rotatable and 30° tiltable; installation without tools in mounting set due to patented ball catch system; round installation housing; traffic white; for trimless installation in soft acoustic ceilings; suitable for ceiling thickness of 25-40 mm; passive cooling of the LEDs through improved heat sink geometry; with COB (Chip on Board) technology for maximum efficiency; no appearance of multiple shadows; light colour 4000 K; binning initial MacAdam ≤ 2 SDCM; CRI ≥ 90 ; min. 80% of luminous flux after 50000 operating hours; energy efficient LEDs with high CRI; incl. high quality lens system; precise radiation characteristic with 56° beam; degree of protection from below IP40 (from above IP20); PC2; 220-240 V; incl. DALI-2 converter; light source replaceable by an authorized professional; control gear replaceable by an authorized professional;

Light distribution



Product drawing



General

Ceiling | Recessed

tilt max 30°

rotation 360°

jet black | RAL 9005

Mounting set traffic white

front IP40 | back IP20

1010 lm

fixture 95 lm/W ¹

LED

4000 K

CRI ≥ 90

L80 / 50000 h

initial MacAdam ≤ 2 SDCM

R_g: 98 | R_f: 90 | R_{t-15}: 88

MR 0.8 | MDER 0.72

Optical

wide flood | beam angle 56°

PstLM ≤ 1.0 ² | SVM ≤ 0.4 ²

Electrical

DALI-2 | 1 DALI Addr.

PC2 | 220-240 V

system 12.5 W | fixture 10.6 W

36 Vf | 300 mA

Physical

trimless for acoustic ceiling

diameter 80 mm | height 48 mm

5 kg

Cutout

diameter 74 mm

min. ceiling thickness 25 mm | max. ceiling thickness 40 mm

recessed depth 120 mm

¹ incl. consideration of optical losses & internal control unit losses
² Value of containing product at full load (undimmed)

Installation instructions



Lighting calculator



SASSO 60 round adjustable trimless soft acoustic ceiling

048-262211W 048-2696197 002-90790



Project / Type

Notes

Count / Date

Maintenance Factors

Operating Time [h]	10 000	20 000	30 000	40 000	50 000
LLMF	0.964	0.923	0.884	0.847	0.811
LSF	1	1	1	1	1
MF	LMF × RSMF × LLMF × LSF		RSMF ^a	Room Surface Maintenance Factor	
MF	Maintenance Factor		LLMF	Lamp Lumens Maintenance Factor	
LMF ^a	Luminaire Maintenance Factor		LSF	Lamp Survival Factor	

^a According to "CIE 97, Maintenance of indoor electric lighting systems", 2005, ISBN 3-900-734-34-8. The values must be determined by the planner.

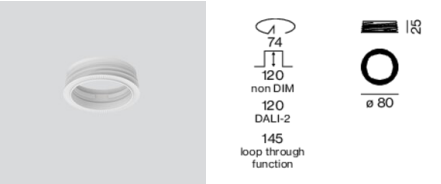
Circuit Breaker Types

Automatic Circuit Breaker Type	Number of Fixtures
B10	72
B16	115
C10	106
C16	170

Components

MOUNTING SET trimless for soft acoustic ceilings

COLOUR	Ø (MM)	ARTICLE NUMBER(S)
traffic white	80	048-2696197



POWER SUPPLY

ARTICLE NUMBER(S)
002-90790



Mounting accessories

MOUNTING TOOL

TYPE	COLOUR	L-W-H (MM)	ARTICLE NUMBER(S)
for soft acoustic ceilings	traffic black	77-77-35	048-2695918



SASSO 60 round adjustable trimless soft acoustic ceiling

048-262211W 048-2696197 002-90790



Project / Type

Notes

Count / Date

Optional electrical accessories

DIN RAIL LED DRIVER

L-W-H (MM)	ARTICLE NUMBER(S)
36-88-59	005-6121030



DIN RAIL POWER SUPPLY

L-W-H (MM)	ARTICLE NUMBER(S)
72-90-63	005-6520210



Optional electrical accessories

POWER SUPPLY PRE-WIRED

TYPE	ARTICLE NUMBER(S)
with junktion box	002-90790A
with junktion box	002-90748A
with junktion box	002-90771A
with junktion box	002-90742A



Optional electrical accessories

POWER SUPPLY PRE-WIRED with loop through function

L-W-H (MM)	ARTICLE NUMBER(S)
185-30-21	002-90770
185-30-21	002-90747



Electrical accessories

THROUGH WIRING CONNECTION BOX

TYPE	L-W-H (MM)	ARTICLE NUMBER(S)
non DIM cable ø 4 – 12 mm	105-58-30	005-2531110
DALI cable ø 4 – 12 mm	105-58-30	005-2551110



SASSO 60 round adjustable trimless soft acoustic ceiling

048-262211W 048-2696197 002-90790



Project / Type

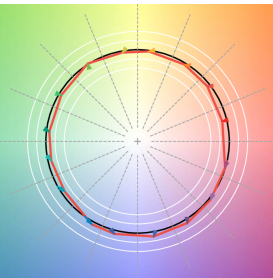
Notes

Count / Date

Colour rendering



TM30 colour vector graphic



The black line represents the black body reference. The red line indicates the results of the test light source. The deviation from the test light source to the reference is shown and is marked by arrows. The shorter the arrows, the higher the color rendering.