

# SASSO 60 round adjustable

trim 2 lamps


048-2622011M 048-269831G 002-90790



Project / Type

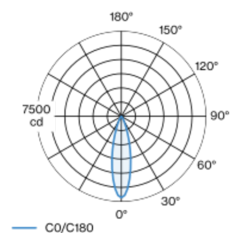
Notes

Count / Date


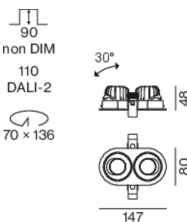


Round recessed spotlight in die-cast aluminium; 2 lamps; surface black; 360° rotatable and 30° tiltable; installation without tools in mounting set due to patented ball catch system; oval installation housing; with trim white aluminium; suitable for ceiling thickness of 2-25 mm; passive cooling of the LEDs through improved heat sink geometry; with COB (Chip on Board) technology for maximum efficiency; no appearance of multiple shadows; light colour 3000 K; binning initial MacAdam  $\leq 2$  SDCM; CRI  $\geq 90$ ; min. 80% of luminous flux after 50000 operating hours; energy efficient LEDs with high CRI; incl. high quality lens system; precise radiation characteristic with 27° beam; UGR  $\leq 16$ ; degree of protection from below IP40 (from above IP20); PC2; 220-240 V; incl. DALI-2 converter; light source replaceable by an authorized professional; control gear replaceable by an authorized professional;

## Light distribution



## Product drawing



## General

Ceiling | Recessed  
tilt max 30°  
rotation 360°  
black | RAL 9005 <sup>1</sup>  
Mounting set white aluminium  
front IP40 | back IP20  
1960 lm  
fixture 92 lm/W <sup>2</sup>

## LED

3000 K  
CRI  $\geq 90$   
L80 / 50000 h  
initial MacAdam  $\leq 2$  SDCM  
R<sub>g</sub>: 99 | R<sub>f</sub>: 90 | R<sub>t(1-15)</sub>: 87  
MR 0.6 | MDER 0.54

## Optical

medium | beam angle 27°  
UGR  $\leq 16$   
PstLM  $\leq 1.0$  <sup>3</sup> | SVM  $\leq 0.4$  <sup>3</sup>

## Electrical

DALI-2 | 1 DALI Addr.  
PC2 | 220-240 V  
system 25.0 W | fixture 10.6 W  
36 Vf | 300 mA  
fixture 21.3 W

## Physical

trim  
length 147 mm | width 80 mm | height 48 mm  
4.7 kg

## Cutout

diameter 70 mm | length 70 mm | width 136 mm  
min. ceiling thickness 2 mm | max. ceiling thickness 25 mm  
recessed depth 100 mm

<sup>1</sup> RAL code  
<sup>2</sup> incl. consideration of optical losses & internal control unit losses  
<sup>3</sup> Value of containing product at full load (undimmed)

## Installation instructions



## Lighting calculator

