

SASSO 60 round adjustable

trim

048-2622211F 048-269631G 002-90790



Project / Type

Notes

Count / Date



General

Ceiling | Recessed

tilt max 30°

rotation 360°

jet black | RAL 9005

Mounting set white aluminium

front IP40 | back IP20

896 lm

fixture 84 lm/W ¹

LED

3500 K

CRI ≥ 90

L80 / 50000 h

initial MacAdam ≤ 2 SDCM

R_g: 99 | R_f: 90 | R_[1-15]: 89

MR 0.7 | MDER 0.64

Optical

flood | beam angle 40°

UGR ≤ 19 | ≥65° <1500 cd/m²

PstLM ≤ 1.0 ² | SVM ≤ 0.4 ²

Electrical

DALI-2 | 1 DALI Addr.

PC2 | 220-240 V

system 12.5 W | fixture 10.6 W

36 Vf | 300 mA

Physical

trim

diameter 80 mm | height 48 mm

4.7 kg

Cutout

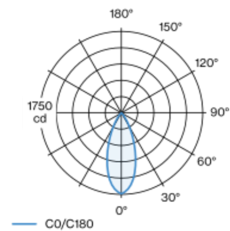
diameter 73 mm

min. ceiling thickness 2 mm | max. ceiling thickness 25 mm

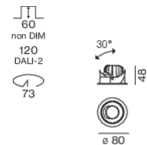
recessed depth 100 mm

Round recessed spotlight in die-cast aluminium; 1 lamp; surface jet black; 360° rotatable and 30° tiltable; installation without tools in mounting set due to patented ball catch system; round installation housing; with trim white aluminium; suitable for ceiling thickness of 2-25 mm; passive cooling of the LEDs through improved heat sink geometry; with COB (Chip on Board) technology for maximum efficiency; no appearance of multiple shadows; light colour 3500 K; binning initial MacAdam ≤ 2 SDCM; CRI ≥ 90; min. 80% of luminous flux after 50000 operating hours; energy efficient LEDs with high CRI; incl. high quality lens system; precise radiation characteristic with 40° beam; UGR ≤ 19; VDU compatible workplace luminaire according to DIN EN 12464-1; luminance above 65° ≤ 1500 cd/m²; degree of protection from below IP40 (from above IP20); PC2; 220-240 V; incl. DALI-2 converter; light source replaceable by an authorized professional; control gear replaceable by an authorized professional;

Light distribution



Product drawing



¹ incl. consideration of optical losses & internal control unit losses
² Value of containing product at full load (undimmed)

Installation instructions



Lighting calculator



SASSO 60 round adjustable

trim

048-2622211F 048-269631G 002-90790



Project / Type

Notes

Count / Date

Maintenance Factors

| Operating Time [h] | 10 000 | 20 000 | 30 000 | 40 000 | 50 000 |
|--------------------|------------------------------|--------|-------------------|---------------------------------|--------|
| LLMF | 0.964 | 0.923 | 0.884 | 0.847 | 0.811 |
| LSF | 1 | 1 | 1 | 1 | 1 |
| MF | LMF × RSMF × LLMF × LSF | | RSMF ^a | Room Surface Maintenance Factor | |
| MF | Maintenance Factor | | LLMF | Lamp Lumens Maintenance Factor | |
| LMF ^a | Luminaire Maintenance Factor | | LSF | Lamp Survival Factor | |

^a According to "CIE 97, Maintenance of indoor electric lighting systems", 2005, ISBN 3-900-734-34-8. The values must be determined by the planner.

Circuit Breaker Types

| Automatic Circuit Breaker Type | Number of Fixtures |
|--------------------------------|--------------------|
| B10 | 72 |
| B16 | 115 |
| C10 | 106 |
| C16 | 170 |

Components

MOUNTING SET with trim 1 lamp

| TYPE | COLOUR | Ø (MM) | ARTICLE NUMBER(S) |
|---------------------------|-----------------|--------|-------------------|
| for intermediate ceilings | white aluminium | 80 | 048-269631G |



POWER SUPPLY

ARTICLE NUMBER(S)
002-90790



Mounting accessories

PRIMED CONCRETE MOUNTING HOUSING

| L-W-H (MM) | ARTICLE NUMBER(S) |
|-------------|-------------------|
| 614-307-120 | 048-2695110 |



[048-2622211F 048-269631G 002-90790] The technical data represent rated values for an ambient temperature of 25°C. The data values for the luminous flux are initially subject to a tolerance of +/- 10%, those for the electrical connected load are initially subject to a tolerance of +/- 10%, and those for the colour temperature are initially subject to a tolerance of +/- 150 K. No liability is assumed for typographical or printing errors. The general terms and conditions of XAL GmbH apply.
© XAL GmbH · Auer-Welsbach-Gasse 36 · 8055 Graz · Austria · www.xal.com

06.08.2025

SASSO 60 round adjustable

trim

048-2622211F 048-269631G 002-90790



Project / Type

Notes

Count / Date

Optional electrical accessories

DIN RAIL LED DRIVER

| | |
|------------|-------------------|
| L-W-H (MM) | ARTICLE NUMBER(S) |
| 36-88-59 | 005-6121030 |



DIN RAIL POWER SUPPLY

| | |
|------------|-------------------|
| L-W-H (MM) | ARTICLE NUMBER(S) |
| 72-90-63 | 005-6520210 |



Optional electrical accessories

POWER SUPPLY PRE-WIRED with junction box

| |
|-------------------|
| ARTICLE NUMBER(S) |
| 002-90790A |
| 002-90748A |
| 002-90771A |
| 002-90742A |



Optional electrical accessories

POWER SUPPLY PRE-WIRED with loop through function

| | |
|------------|-------------------|
| L-W-H (MM) | ARTICLE NUMBER(S) |
| 185-30-21 | 002-90770 |
| 185-30-21 | 002-90747 |



Electrical accessories

THROUGH WIRING CONNECTION BOX

| | | |
|---------------------------|------------|-------------------|
| TYPE | L-W-H (MM) | ARTICLE NUMBER(S) |
| non DIM cable ø 4 – 12 mm | 105-58-30 | 005-2531110 |
| DALI cable ø 4 – 12 mm | 105-58-30 | 005-2551110 |



SASSO 60 round adjustable

trim

048-2622211F 048-269631G 002-90790



Project / Type

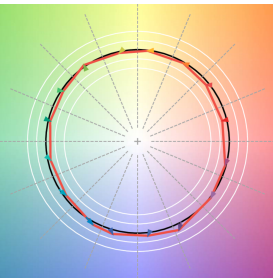
Notes

Count / Date

Colour rendering



TM30 colour vector graphic



The black line represents the black body reference. The red line indicates the results of the test light source. The deviation from the test light source to the reference is shown and is marked by arrows. The shorter the arrows, the higher the color rendering.

