

# SASSO 60 round adjustable

trim 2 lamps

048-2622214W 048-2698318 002-90790



Project / Type

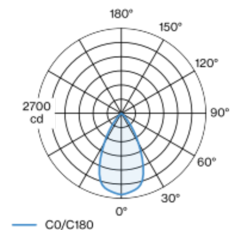
Notes

Count / Date

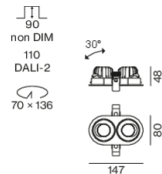


Round recessed spotlight in die-cast aluminium; 2 lamps; surface matt silver; 360° rotatable and 30° tiltable; installation without tools in mounting set due to patented ball catch system; oval installation housing; with trim jet black; suitable for ceiling thickness of 2-25 mm; passive cooling of the LEDs through improved heat sink geometry; with COB (Chip on Board) technology for maximum efficiency; no appearance of multiple shadows; light colour 3500 K; binning initial MacAdam  $\leq 2$  SDCM; CRI  $\geq 90$ ; min. 80% of luminous flux after 50000 operating hours; energy efficient LEDs with high CRI; incl. high quality lens system; precise radiation characteristic with 56° beam; degree of protection from below IP40 (from above IP20); PC2; 220-240 V; incl. DALI-2 converter; light source replaceable by an authorized professional; control gear replaceable by an authorized professional;

## Light distribution



## Product drawing



## General

Ceiling | Recessed  
tilt max 30°  
rotation 360°  
matt silver  
Mounting set jet black  
front IP40 | back IP20  
2200 lm  
fixture 104 lm/W <sup>1</sup>

## LED

3500 K  
CRI  $\geq 90$   
L80 / 50000 h  
initial MacAdam  $\leq 2$  SDCM  
R<sub>g</sub>: 99 | R<sub>f</sub>: 90 | R<sub>[1-15]</sub>: 89  
MR 0.7 | MDER 0.64

## Optical

wide flood | beam angle 56°  
PstLM  $\leq 1.0$  <sup>2</sup> | SVM  $\leq 0.4$  <sup>2</sup>

## Electrical

DALI-2 | 1 DALI Addr.  
PC2 | 220-240 V  
system 25.0 W | fixture 10.6 W  
total fixtures 21.3 W  
36 Vf | 300 mA

## Physical

trim  
length 147 mm | width 80 mm | height 48 mm  
4.7 kg

## Cutout

diameter 70 mm | length 70 mm | width 136 mm  
min. ceiling thickness 2 mm | max. ceiling thickness 25 mm  
recessed depth 100 mm

<sup>1</sup> incl. consideration of optical losses & internal control unit losses  
<sup>2</sup> Value of containing product at full load (undimmed)

## Installation instructions



## Lighting calculator



# SASSO 60 round adjustable

trim 2 lamps

048-2622214W 048-2698318 002-90790



Project / Type

Notes

Count / Date

## Maintenance Factors

Operating Time [h]	10 000	20 000	30 000	40 000	50 000
LLMF	0.964	0.923	0.884	0.847	0.811
LSF	1	1	1	1	1
MF	LMF × RSMF × LLMF × LSF		RSMF <sup>a</sup> Room Surface Maintenance Factor		
MF	Maintenance Factor		LLMF Lamp Lumens Maintenance Factor		
LMF <sup>a</sup>	Luminaire Maintenance Factor		LSF Lamp Survival Factor		

<sup>a</sup> According to "CIE 97, Maintenance of indoor electric lighting systems", 2005, ISBN 3-900-734-34-8. The values must be determined by the planner.

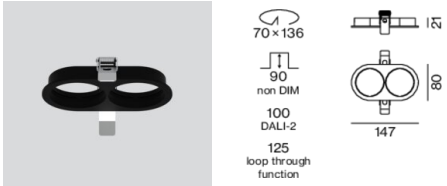
## Circuit Breaker Types

Automatic Circuit Breaker Type	Number of Fixtures
B10	72
B16	115
C10	106
C16	170

## Components

### MOUNTING SET with trim 2 lamps

TYPE	COLOUR	L-W-H (MM)	ARTICLE NUMBER(S)
for intermediate ceilings	jet black	147-80-21	048-2698318



### POWER SUPPLY

ARTICLE NUMBER(S)
002-90790



## Optional electrical accessories


### DIN RAIL LED DRIVER

L-W-H (MM)	ARTICLE NUMBER(S)
36-88-59	005-6121030



### DIN RAIL POWER SUPPLY

L-W-H (MM)	ARTICLE NUMBER(S)
72-90-63	005-6520210



# SASSO 60 round adjustable

trim 2 lamps

048-2622214W 048-2698318 002-90790



Project / Type

Notes

Count / Date

## Optional electrical accessories

### POWER SUPPLY PRE-WIRED with junction box

ARTICLE NUMBER(S)
002-90790A
002-90748A
002-90771A
002-90742A



## Optional electrical accessories

### POWER SUPPLY PRE-WIRED with loop through function

L-W-H (MM)	ARTICLE NUMBER(S)
185-30-21	002-90770
185-30-21	002-90747



## Electrical accessories

### THROUGH WIRING CONNECTION BOX

TYPE	L-W-H (MM)	ARTICLE NUMBER(S)
non DIM cable ø 4 – 12 mm	105-58-30	005-2531110
DALI cable ø 4 – 12 mm	105-58-30	005-2551110



## Colour rendering



# SASSO 60 round adjustable

trim 2 lamps

048-2622214W 048-2698318 002-90790



Project / Type

Notes

Count / Date

CRI/R<sub>a</sub> ≥ 92 R<sub>e</sub> ≥ 89 (3500 K)



## TM30 colour vector graphic



The black line represents the black body reference. The red line indicates the results of the test light source. The deviation from the test light source to the reference is shown and is marked by arrows. The shorter the arrows, the higher the color rendering.

