

SASSO 60 round adjustable trim soft acoustic ceiling

048-2622219S 048-2696397 002-90790



Project / Type

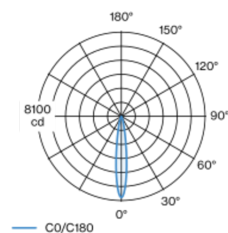
Notes

Count / Date

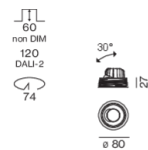


Round recessed spotlight in die-cast aluminium; 1 lamp; surface gold dust; 360° rotatable and 30° tiltable; installation without tools in mounting set due to patented ball catch system; round installation housing; with trim traffic white; for installation in soft acoustic ceilings; suitable for ceiling thickness of 25-40 mm; passive cooling of the LEDs through improved heat sink geometry; with COB (Chip on Board) technology for maximum efficiency; no appearance of multiple shadows; light colour 3500 K; binning initial MacAdam ≤ 2 SDCM; CRI ≥ 90 ; energy efficient LEDs with high CRI; incl. high quality lens system; precise radiation characteristic with 15° beam; UGR ≤ 13 ; degree of protection from below IP40 (from above IP20); PC2; 220-240 V; incl. DALI-2 converter; light source replaceable by an authorized professional; control gear replaceable by an authorized professional;

Light distribution



Product drawing



General

Ceiling | Recessed

tilt max 30°

rotation 360°

gold dust | RAL 260-M

Mounting set traffic white

front IP40 | back IP20

878 lm

fixture 81 lm/W ¹

LED

3500 K

CRI ≥ 90

initial MacAdam ≤ 2 SDCM

R_g: 99 | R_f: 90 | R_{f(1-15)}: 87

MR 0.6 | MDER 0.54

Optical

spot | beam angle 15°

UGR ≤ 13

PstLM ≤ 1.0 ² | SVM ≤ 0.4 ²

Electrical

DALI-2 | 1 DALI Addr.

PC2 | 220-240 V

system 12.8 W | fixture 10.9 W

36 Vf | 300 mA

Physical

with trim for acoustic ceiling

diameter 80 mm | height 48 mm

4.7 kg

Cutout

diameter 74 mm

min. ceiling thickness 25 mm | max. ceiling thickness 40 mm

recessed depth 100 mm

¹ incl. consideration of optical losses & internal control unit losses
² Value of containing product at full load (undimmed)

Installation instructions



Lighting calculator



SASSO 60 round adjustable trim soft acoustic ceiling

048-2622219S 048-2696397 002-90790



Project / Type

Notes

Count / Date

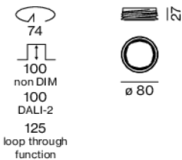
Circuit Breaker Types

Automatic Circuit Breaker Type	Number of Fixtures
B10	72
B16	115
C10	106
C16	170

Components

MOUNTING SET with trim for soft acoustic ceilings

COLOUR	Ø (MM)	ARTICLE NUMBER(S)
traffic white	80	048-2696397



POWER SUPPLY

ARTICLE NUMBER(S)
002-90790



Mounting accessories

MOUNTING TOOL

TYPE	COLOUR	L-W-H (MM)	ARTICLE NUMBER(S)
for soft acoustic ceilings	traffic black	77-77-35	048-2695918



Optional electrical accessories

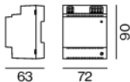
DIN RAIL LED DRIVER

L-W-H (MM)	ARTICLE NUMBER(S)
36-88-59	005-6121030



DIN RAIL POWER SUPPLY

L-W-H (MM)	ARTICLE NUMBER(S)
72-90-63	005-6520210



[‘048-2622219S 048-2696397 002-90790’] The technical data represent rated values for an ambient temperature of 25°C. The data values for the luminous flux are initially subject to a tolerance of +/- 10%, those for the electrical connected load are initially subject to a tolerance of +/- 10%, and those for the colour temperature are initially subject to a tolerance of +/- 150 K. No liability is assumed for typographical or printing errors. The general terms and conditions of XAL GmbH apply.
© XAL GmbH · Auer-Welsbach-Gasse 36 · 8055 Graz · Austria · www.xal.com

SASSO 60 round adjustable trim soft acoustic ceiling

048-2622219S 048-2696397 002-90790



Project / Type

Notes

Count / Date

Optional electrical accessories

POWER SUPPLY PRE-WIRED with junction box

ARTICLE NUMBER(S)

002-90790A

002-90748A

002-90771A

002-90742A



Optional electrical accessories

POWER SUPPLY PRE-WIRED with loop through function

L-W-H (MM)

185-30-21

185-30-21

ARTICLE NUMBER(S)

002-90770

002-90747



Electrical accessories

THROUGH WIRING CONNECTION BOX

TYPE

non DIM cable ø 4 – 12 mm

105-58-30

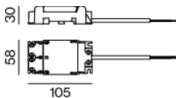
ARTICLE NUMBER(S)

005-2531110

DALI cable ø 4 – 12 mm

105-58-30

005-2551110



Colour rendering



SASSO 60 round adjustable trim soft acoustic ceiling

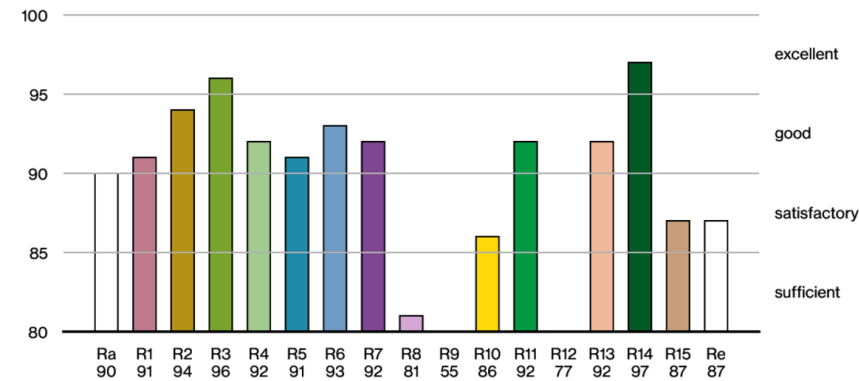
048-2622219S 048-2696397 002-90790




Project / Type

Notes

Count / Date



TM30 colour vector graphic



The black line represents the black body reference. The red line indicates the results of the test light source. The deviation from the test light source to the reference is shown and is marked by arrows. The shorter the arrows, the higher the color rendering.

