

# SASSO 60 round adjustable trim soft acoustic ceiling

048-2622914W 048-2696397 002-90790



Project / Type

Notes

Count / Date



General
Ceiling   Recessed
tilt max 30°
rotation 360°
matt silver
Mounting set traffic white
front IP40   back IP20
1040 lm
fixture 98 lm/W <sup>1</sup>

LED
2700 K
CRI ≥ 90
L80 / 50000 h
initial MacAdam ≤ 2 SDCM
R <sub>g</sub> : 97   R <sub>f</sub> : 91   R <sub>f(1-15)</sub> : 87
MR 0.52   MDER 0.47

Optical
wide flood   beam angle 56°
PstLM ≤ 1.0 <sup>2</sup>   SVM ≤ 0.4 <sup>2</sup>

Electrical
DALI-2   1 DALI Addr.
PC2   220-240 V
system 12.5 W   fixture 10.6 W
36 Vf   300 mA

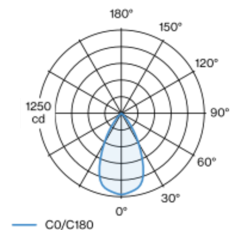
Physical
with trim for acoustic ceiling
diameter 80 mm   height 48 mm
4.7 kg

Cutout
diameter 74 mm
min. ceiling thickness 25 mm   max. ceiling thickness 40 mm
recessed depth 100 mm

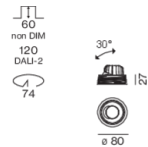
<sup>1</sup> incl. consideration of optical losses & internal control unit losses  
<sup>2</sup> Value of containing product at full load (undimmed)

Round recessed spotlight in die-cast aluminium; 1 lamp; surface matt silver; 360° rotatable and 30° tiltable; installation without tools in mounting set due to patented ball catch system; round installation housing; with trim traffic white; for installation in soft acoustic ceilings; suitable for ceiling thickness of 25-40 mm; passive cooling of the LEDs through improved heat sink geometry; with COB (Chip on Board) technology for maximum efficiency; no appearance of multiple shadows; light colour 2700 K; binning initial MacAdam ≤ 2 SDCM; CRI ≥ 90; min. 80% of luminous flux after 50000 operating hours; energy efficient LEDs with high CRI; incl. high quality lens system; precise radiation characteristic with 56° beam; degree of protection from below IP40 (from above IP20); PC2; 220-240 V; incl. DALI-2 converter; light source replaceable by an authorized professional; control gear replaceable by an authorized professional;

## Light distribution



## Product drawing



Installation instructions

Lighting calculator



# SASSO 60 round adjustable trim soft acoustic ceiling

048-2622914W 048-2696397 002-90790



Project / Type

Notes

Count / Date

## Maintenance Factors

Operating Time [h]	10 000	20 000	30 000	40 000	50 000
LLMF	0.964	0.923	0.884	0.847	0.811
LSF	1	1	1	1	1
MF	LMF × RSMF × LLMF × LSF		RSMF <sup>a</sup>	Room Surface Maintenance Factor	
MF	Maintenance Factor		LLMF	Lamp Lumens Maintenance Factor	
LMF <sup>a</sup>	Luminaire Maintenance Factor		LSF	Lamp Survival Factor	

<sup>a</sup> According to "CIE 97, Maintenance of indoor electric lighting systems", 2005, ISBN 3-900-734-34-8. The values must be determined by the planner.

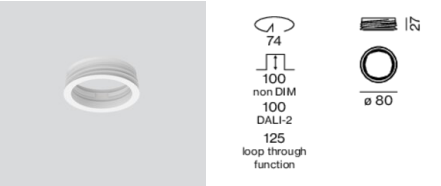
## Circuit Breaker Types

Automatic Circuit Breaker Type	Number of Fixtures
B10	72
B16	115
C10	106
C16	170

## Components

### MOUNTING SET with trim for soft acoustic ceilings

COLOUR	Ø (MM)	ARTICLE NUMBER(S)
traffic white	80	048-2696397



### POWER SUPPLY

ARTICLE NUMBER(S)
002-90790



## Mounting accessories

### MOUNTING TOOL

TYPE	COLOUR	L-W-H (MM)	ARTICLE NUMBER(S)
for soft acoustic ceilings	traffic black	77-77-35	048-2695918



# SASSO 60 round adjustable trim soft acoustic ceiling

048-2622914W 048-2696397 002-90790



Project / Type

Notes

Count / Date

## Optional electrical accessories

### DIN RAIL LED DRIVER

L-W-H (MM)	ARTICLE NUMBER(S)
36-88-59	005-6121030



### DIN RAIL POWER SUPPLY

L-W-H (MM)	ARTICLE NUMBER(S)
72-90-63	005-6520210



## Optional electrical accessories

### POWER SUPPLY PRE-WIRED with junction box

ARTICLE NUMBER(S)
002-90790A
002-90748A
002-90771A
002-90742A



## Optional electrical accessories

### POWER SUPPLY PRE-WIRED with loop through function

L-W-H (MM)	ARTICLE NUMBER(S)
185-30-21	002-90770
185-30-21	002-90747



## Electrical accessories

### THROUGH WIRING CONNECTION BOX

TYPE	L-W-H (MM)	ARTICLE NUMBER(S)
non DIM cable ø 4 – 12 mm	105-58-30	005-2531110
DALI cable ø 4 – 12 mm	105-58-30	005-2551110



# SASSO 60 round adjustable trim soft acoustic ceiling

048-2622914W 048-2696397 002-90790



Project / Type

Notes

Count / Date

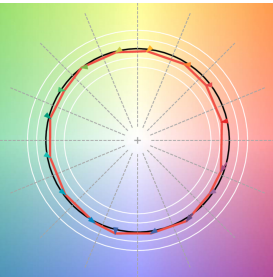
## Colour rendering



CRI/R<sub>a</sub> ≥ 91 R<sub>e</sub> ≥ 87 (2700 K)



## TM30 colour vector graphic



The black line represents the black body reference. The red line indicates the results of the test light source. The deviation from the test light source to the reference is shown and is marked by arrows. The shorter the arrows, the higher the color rendering.

