

SASSO 100 square wallwasher/floor

trim 2 lamps


048-2750119W 048-2799318 002-90767



Project / Type

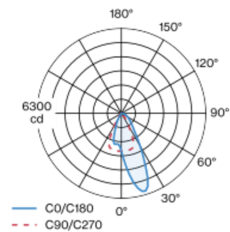
Notes

Count / Date

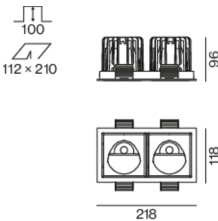


Recessed square spotlight in die-cast aluminium; 2 lamps; surface gold; installation without tools in mounting set due to patented ball catch system; rectangular installation housing; with trim jet black; suitable for ceiling thickness of 2-25 mm; passive cooling of the LEDs through improved heat sink geometry; with COB (Chip on Board) technology for maximum efficiency; no appearance of multiple shadows; light colour 4000 K; binning initial MacAdam ≤ 2 SDCM; CRI ≥ 90 ; min. 80% of luminous flux after 50000 operating hours; energy efficient LEDs with high CRI; with specially computed, asymmetrical reflector for homogeneous lighting intensity; high quality reflector with micro-faceted, aluminum-vaporised surface; PC2; 220-240 V; incl. DALI-2 converter; through wiring connection box, 3-pole or 5-pole, available as an accessory; accessories are listed separately; light source replaceable by an authorized professional; control gear replaceable by an authorized professional;

Light distribution



Product drawing



General

Ceiling | Recessed

gold | RAL 260-M ¹

Mounting set jet black

IP20

4120 lm

fixture 141 lm/W ²

LED

4000 K

CRI ≥ 90

L80 / 50000 h

initial MacAdam ≤ 2 SDCM

R_g: 98 | R_f: 90 | R_{t(1-15)}: 88

MR 0.8 | MDER 0.72

Optical

wallwasher floor

PstLM ≤ 1.0 ³ | SVM ≤ 0.4 ³

Electrical

DALI-2

PC2 | 220-240 V

system 34 W | fixture 14.6 W

total fixtures 29.2 W

36 Vf | 450 mA

Physical

trim

length 218 mm | width 118 mm | height 96 mm

0.78 kg

Cutout

length 210 mm | width 112 mm

min. ceiling thickness 2 mm | max. ceiling thickness 25 mm

recessed depth 100 mm

¹ RAL code
² incl. consideration of optical losses & internal control unit losses
³ Value of containing product at full load (undimmed)

Installation instructions



Lighting calculator



SASSO 100 square wallwasher/floor

trim 2 lamps

048-2750119W 048-2799318 002-90767



Project / Type

Notes

Count / Date

Maintenance Factors

Operating Time [h]	10 000	20 000	30 000	40 000	50 000
LLMF	0.964	0.923	0.884	0.847	0.811
LSF	1	1	1	1	1
MF	LMF × RSMF × LLMF × LSF		RSMF ^a	Room Surface Maintenance Factor	
MF	Maintenance Factor		LLMF	Lamp Lumens Maintenance Factor	
LMF ^a	Luminaire Maintenance Factor		LSF	Lamp Survival Factor	

^a According to "CIE 97, Maintenance of indoor electric lighting systems", 2005, ISBN 3-900-734-34-8. The values must be determined by the planner.

Circuit Breaker Types

Automatic Circuit Breaker Type	Number of Fixtures
B10	18
B16	30
C10	23
C16	36

Components

MOUNTING SET with trim 2 lamps

TYPE	COLOUR	L-W-H (MM)	ARTICLE NUMBER(S)
for intermediate ceilings	jet black	218-118-35	048-2799318



POWER SUPPLY

L-W-H (MM)	ARTICLE NUMBER(S)
143-43-30	002-90767

Mounting accessories

PRIMED CONCRETE MOUNTING HOUSING

COLOUR	L-W-H (MM)	ARTICLE NUMBER(S)
white aluminium	614-307-120	048-2695110



Optional electrical accessories

DIN RAIL POWER SUPPLY

L-W-H (MM)	ARTICLE NUMBER(S)
72-90-63	005-6520210



DIN RAIL LED DRIVER

TYPE	L-W-H (MM)	ARTICLE NUMBER(S)
200 - 1050 mA 2 x 42W	36-88-59	005-6121030



SASSO 100 square wallwasher/floor

trim 2 lamps

048-2750119W 048-2799318 002-90767



Project / Type

Notes

Count / Date

Optional electrical accessories

POWER SUPPLY PREWIRED

TYPE	ARTICLE NUMBER(S)
with junktion box	002-90767A
with junktion box	002-90789A
with junktion box	002-90776A
with junktion box	002-90766A
with junktion box	002-90780A
with junktion box	002-90774A

Electrical accessories

THROUGH WIRING CONNECTION BOX

TYPE	L·W·H (MM)	ARTICLE NUMBER(S)
non DIM cable ø 4 – 12 mm, Linect®-Ready	105-58-30	005-2531110
DALI cable ø 4 – 12 mm, Linect®-Ready	105-58-30	005-2551110

