

# SASSO 40 round wallwasher/floor

trimless


048-2840117W 048-2896117 002-90744



Project / Type

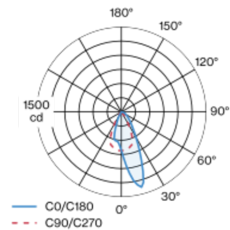
Notes

Count / Date

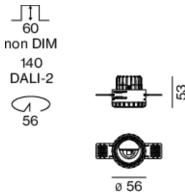


Round recessed spotlight in die-cast aluminium; surface white; 360° rotatable; installation without tools in mounting set due to patented ball catch system; round installation housing; for trimless installation in plasterboard ceilings; suitable for ceiling thickness of 12.5/15/25 mm; passive cooling of the LEDs through improved heat sink geometry; no multiple shadows; light colour 4000 K; binning initial MacAdam ≤ 3 SDCM; CRI ≥ 90; min. 85% of luminous flux after 50000 operating hours; energy efficient LEDs with high CRI; with specially computed, asymmetrical reflector for homogeneous lighting intensity; high quality reflector with micro-faceted, aluminum-vaporised surface; PC2; 220-240 V; incl. converter, non dimmable; light source replaceable by an authorized professional; control gear replaceable by an authorized professional;

## Light distribution



## Product drawing



## General

Ceiling | Recessed

rotation 360°

white | RAL 9016 <sup>1</sup>

Mounting set traffic white

IP20

853 lm

fixture 123 lm/W <sup>2</sup>

## LED

4000 K

CRI ≥ 90

L85 / 50000 h

initial MacAdam ≤ 3 SDCM

R<sub>g</sub>: 99 | R<sub>r</sub>: 92 | R<sub>t(1-15)</sub>: 90

MR 0.81 | MDER 0.74

## Optical

wallwasher floor | beam angle 53°

PstLM ≤ 1.0 <sup>3</sup> | SVM ≤ 0.4 <sup>3</sup>

## Electrical

non DIM

PC2 | 220-240 V

system 8.5 W | fixture 7.0 W

36 Vf | 200 mA

## Physical

trimless

diameter 56 mm | height 51 mm

0.61 kg

## Cutout

diameter 56 mm

recessed depth 60 mm

<sup>1</sup> RAL code  
<sup>2</sup> incl. consideration of optical losses & internal control unit losses  
<sup>3</sup> Value of containing product at full load (undimmed)

## Installation instructions



## Lighting calculator



# SASSO 40 round wallwasher/floor

trimless

048-2840117W 048-2896117 002-90744



Project / Type

Notes

Count / Date

## Maintenance Factors

| Operating Time [h] | 10 000                       | 20 000 | 30 000  | 40 000 | 50 000 |
|--------------------|------------------------------|--------|---|--------|--------|
| LLMF               | 0.982                        | 0.954  | 0.926   | 0.899  | 0.873  |
| LSF                | 1                            | 1      | 1   | 1      | 1      |
| MF                 | LMF × RSMF × LLMF × LSF      |        | RSMF <sup>a</sup> Room Surface Maintenance Factor |        |        |
| MF                 | Maintenance Factor           |        | LLMF Lamp Lumens Maintenance Factor               |        |        |
| LMF <sup>a</sup>   | Luminaire Maintenance Factor |        | LSF Lamp Survival Factor                          |        |        |

<sup>a</sup> According to "CIE 97, Maintenance of indoor electric lighting systems", 2005, ISBN 3-900-734-34-8. The values must be determined by the planner.

## Circuit Breaker Types

| Automatic Circuit Breaker Type | Number of Fixtures |
|--------------------------------|--------------------|
| B10                            | 57                 |
| B13                            | 75                 |
| B16                            | 92                 |
| B20                            | 115                |
| C10                            | 57                 |
| C13                            | 75                 |
| C16                            | 92                 |
| C20                            | 115                |

## Components

### MOUNTING SET trimless

| TYPE                                    | COLOUR        | Ø (MM) | ARTICLE NUMBER(S) |
|---|---------------|--------|-------------------|
| for plasterboard ceilings 12.5/15/25 mm | traffic white | 56     | 048-2896117       |



### POWER SUPPLY

| L-W-H (MM) | ARTICLE NUMBER(S) |
|------------|-------------------|
| 65-39-20   | 002-90744         |



## Optional electrical accessories

### DIN RAIL POWER SUPPLY

| L-W-H (MM) | ARTICLE NUMBER(S) |
|------------|-------------------|
| 72-90-63   | 005-6520210       |



### DIN RAIL LED DRIVER

| TYPE                    | L-W-H (MM) | ARTICLE NUMBER(S) |
|-------------------------|------------|-------------------|
| 200 - 1050 mA   2 x 42W | 36-88-59   | 005-6121030       |



## Optional electrical accessories

### POWER SUPPLY PREWIRED

| TYPE              | ARTICLE NUMBER(S) |
|-------------------|-------------------|
| with junktion box | 002-90750A        |
| with junktion box | 002-90749A        |

## Optional electrical accessories

### POWER SUPPLY

| TYPE                       | L-W-H (MM) | ARTICLE NUMBER(S) |
|----------------------------|------------|-------------------|
| with loop through function | 185-30-21  | 002-90750         |
| with loop through function |            | 002-90749         |



# SASSO 40 round wallwasher/floor

trimless

048-2840117W 048-2896117 002-90744



Project / Type

Notes

Count / Date

## Mounting accessories

### MOUNTING TOOL

COLOUR  
traffic black

ARTICLE NUMBER(S)  
048-2895918

