

SASSO 40 round wallwasher

trim

048-2840119A 048-2896317 002-90744



Project / Type

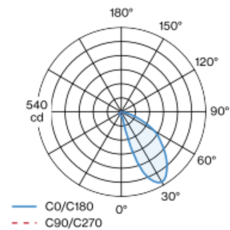
Notes

Count / Date

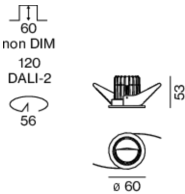


Round recessed spotlight in die-cast aluminium; surface gold dust; 360° rotatable; installation without tools in mounting set due to patented ball catch system; round installation housing; with trim traffic white; suitable for ceiling thickness of 2-25 mm; passive cooling of the LEDs through improved heat sink geometry; no multiple shadows; light colour 4000 K; binning initial MacAdam ≤ 3 SDCM; CRI ≥ 90; min. 90% of luminous flux after 50000 operating hours; energy efficient LEDs with high CRI; with specially computed, asymmetrical reflector for homogeneous lighting intensity; high quality reflector with micro-faceted, aluminum-vaporised surface; PC2; 220-240 V; incl. converter, non dimmable; light source replaceable by an authorized professional; control gear replaceable by an authorized professional;

Light distribution



Product drawing



General

Ceiling | Recessed

rotation 360°

gold dust | RAL 260-M ¹

Mounting set traffic white

IP20

475 lm

fixture 76 lm/W ²

LED

4000 K

CRI ≥ 90

L90 / 50000 h

initial MacAdam ≤ 3 SDCM

R_g: 102 | R_f: 93 | R_{f(1-5)}: 92

MR 0.81 | MDER 0.74

Optical

wallwasher

PstLM ≤ 1.0 ³ | SVM ≤ 0.4 ³

Electrical

non DIM

PC2 | 220-240 V

system 7.6 W | fixture 6.3 W

36 Vf | 200 mA

Physical

trim

diameter 60 mm | height 55 mm

0.6 kg

Cutout

diameter 56 mm

min. ceiling thickness 2 mm | max. ceiling thickness 25 mm

recessed depth 60 mm

¹ RAL code
² incl. consideration of optical losses & internal control unit losses
³ Value of containing product at full load (undimmed)

Installation instructions



Lighting calculator



SASSO 40 round wallwasher

trim

048-2840119A 048-2896317 002-90744



Project / Type

Notes

Count / Date

Maintenance Factors

Operating Time [h]	10 000	20 000	30 000	40 000	50 000
LLMF	0.96	0.95	0.95	0.94	0.93
LSF	1	1	1	1	1
MF	LMF × RSMF × LLMF × LSF		RSMF ^a	Room Surface Maintenance Factor	
MF	Maintenance Factor		LLMF	Lamp Lumens Maintenance Factor	
LMF ^a	Luminaire Maintenance Factor		LSF	Lamp Survival Factor	

^a According to "CIE 97, Maintenance of indoor electric lighting systems", 2005, ISBN 3-900-734-34-8. The values must be determined by the planner.

Circuit Breaker Types

Automatic Circuit Breaker Type	Number of Fixtures
B10	57
B13	75
B16	92
B20	115
C10	57
C13	75
C16	92
C20	115

Components

MOUNTING SET with trim 1 lamp

TYPE	COLOUR	Ø (MM)	ARTICLE NUMBER(S)
for intermediate ceilings	traffic white	60	048-2896317



POWER SUPPLY

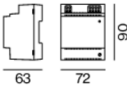
L·W·H (MM)	ARTICLE NUMBER(S)
65-39-20	002-90744



Optional electrical accessories

DIN RAIL POWER SUPPLY

L·W·H (MM)	ARTICLE NUMBER(S)
72-90-63	005-6520210



DIN RAIL LED DRIVER

TYPE	L·W·H (MM)	ARTICLE NUMBER(S)
2 × 42W 48V DC UOUT 10–40V	36-88-59	005-6121030



Optional electrical accessories

POWER SUPPLY PREWIRED

TYPE	ARTICLE NUMBER(S)
with junktion box	002-90750A
with junktion box	002-90749A



Optional electrical accessories

POWER SUPPLY

TYPE	L·W·H (MM)	ARTICLE NUMBER(S)
with loop through function	185-30-21	002-90750
with loop through function		002-90749



SASSO 40 round wallwasher

trim

048-2840119A 048-2896317 002-90744



Project / Type

Notes

Count / Date

Mounting accessories

MOUNTING TOOL

COLOUR
traffic black

ARTICLE NUMBER(S)
048-2895918

