

# SASSO 40 round wallwasher/floor

trim


048-2840919W 048-2896317 002-90744



Project / Type

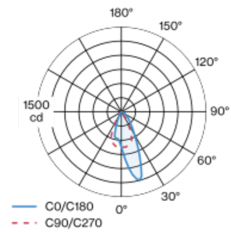
Notes

Count / Date

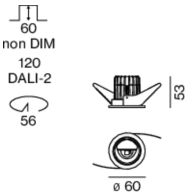


Round recessed spotlight in die-cast aluminium; surface gold; 360° rotatable; installation without tools in mounting set due to patented ball catch system; round installation housing; with trim traffic white; suitable for ceiling thickness of 2-25 mm; passive cooling of the LEDs through improved heat sink geometry; no multiple shadows; light colour 2700 K; binning initial MacAdam ≤ 3 SDCM; CRI ≥ 90; min. 85% of luminous flux after 50000 operating hours; energy efficient LEDs with high CRI; with specially computed, asymmetrical reflector for homogeneous lighting intensity; high quality reflector with micro-faceted, aluminum-vaporised surface; PC2; 220-240 V; incl. converter, non dimmable; light source replaceable by an authorized professional; control gear replaceable by an authorized professional;

## Light distribution



## Product drawing



## General

Ceiling | Recessed

rotation 360°

gold | RAL 260-M <sup>1</sup>

Mounting set traffic white

IP20

778 lm

fixture 112 lm/W <sup>2</sup>

## LED

2700 K

CRI ≥ 90

L85 / 50000 h

initial MacAdam ≤ 3 SDCM

R<sub>g</sub>: 101 | R<sub>r</sub>: 90 | R<sub>f(1-15)</sub>: 88

MR 0.51 | MDER 0.46

## Optical

wallwasher floor | beam angle 53°

PstLM ≤ 1.0 <sup>3</sup> | SVM ≤ 0.4 <sup>3</sup>

## Electrical

non DIM

PC2 | 220-240 V

system 8.5 W | fixture 7.0 W

36 Vf | 200 mA

## Physical

trim

diameter 60 mm | height 51 mm

0.6 kg

## Cutout

diameter 56 mm

min. ceiling thickness 2 mm | max. ceiling thickness 25 mm

recessed depth 60 mm

<sup>1</sup> RAL code  
<sup>2</sup> incl. consideration of optical losses & internal control unit losses  
<sup>3</sup> Value of containing product at full load (undimmed)

## Installation instructions



## Lighting calculator



# SASSO 40 round wallwasher/floor

trim

048-2840919W 048-2896317 002-90744



Project / Type

Notes

Count / Date

## Maintenance Factors

Operating Time [h]	10 000	20 000	30 000	40 000	50 000
LLMF	0.982	0.954	0.926	0.899	0.873
LSF	1	1	1	1	1
MF	LMF × RSMF × LLMF × LSF		RSMF <sup>a</sup>	Room Surface Maintenance Factor	
MF	Maintenance Factor		LLMF	Lamp Lumens Maintenance Factor	
LMF <sup>a</sup>	Luminaire Maintenance Factor		LSF	Lamp Survival Factor	

<sup>a</sup> According to "CIE 97, Maintenance of indoor electric lighting systems", 2005, ISBN 3-900-734-34-8. The values must be determined by the planner.

## Circuit Breaker Types

Automatic Circuit Breaker Type	Number of Fixtures
B10	57
B13	75
B16	92
B20	115
C10	57
C13	75
C16	92
C20	115

## Components

### MOUNTING SET with trim 1 lamp

TYPE	COLOUR	Ø (MM)	ARTICLE NUMBER(S)
for intermediate ceilings	traffic white	60	048-2896317



### POWER SUPPLY

L·W·H (MM)	ARTICLE NUMBER(S)
65-39-20	002-90744



## Optional electrical accessories

### DIN RAIL POWER SUPPLY

L·W·H (MM)	ARTICLE NUMBER(S)
72-90-63	005-6520210



### DIN RAIL LED DRIVER

TYPE	L·W·H (MM)	ARTICLE NUMBER(S)
200 - 1050 mA   2 x 42W	36-88-59	005-6121030



## Optional electrical accessories

### POWER SUPPLY PREWIRED

TYPE	ARTICLE NUMBER(S)
with junktion box	002-90750A
with junktion box	002-90749A

## Optional electrical accessories

### POWER SUPPLY

TYPE	L·W·H (MM)	ARTICLE NUMBER(S)
with loop through function	185-30-21	002-90750
with loop through function		002-90749



# SASSO 40 round wallwasher/floor

trim

048-2840919W 048-2896317 002-90744



Project / Type

Notes

Count / Date

## Mounting accessories

### MOUNTING TOOL

COLOUR  
traffic black

ARTICLE NUMBER(S)  
048-2895918

