

# SASSO 40 round wallwasher/floor

trim 2 lamps


048-2840919W 048-2898318 002-90744



Project / Type

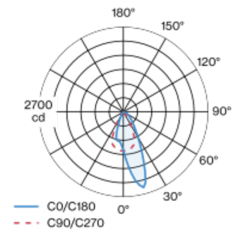
Notes

Count / Date

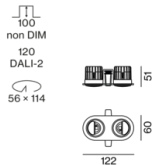


Round recessed spotlight in die-cast aluminium; 2 lamps; surface gold dust; 360° rotatable; , installation without tools in mounting set due to patented ball catch system; oval installation housing; with trim jet black; suitable for ceiling thickness of 2-25 mm; passive cooling of the LEDs through improved heat sink geometry; no multiple shadows; light colour 2700 K; binning initial MacAdam ≤ 3 SDCM; CRI ≥ 90; min. 85% of luminous flux after 50000 operating hours; energy efficient LEDs with high CRI; with specially computed, asymmetrical reflector for homogeneous lighting intensity; high quality reflector with micro-faceted, aluminum-vaporised surface; PC2; 220-240 V; incl. converter, non dimmable; light source replaceable by an authorized professional; control gear replaceable by an authorized professional;

## Light distribution



## Product drawing



## General

Ceiling | Recessed

rotation 360°

gold dust | RAL 260-M

jet black

IP20

1540 lm

fixture 111 lm/W <sup>1</sup>

## LED

2700 K

CRI ≥ 90

L85 / 50000 h

initial MacAdam ≤ 3 SDCM

R<sub>g</sub>: 101 | R<sub>r</sub>: 90 | R<sub>f(1-5)</sub>: 88

MR 0.51 | MDER 0.46

## Optical

wallwasher floor

PstLM ≤ 1.0 <sup>2</sup> | SVM ≤ 0.4 <sup>2</sup>

## Electrical

non DIM

PC2 | 220-240 V

system 16.4 W | fixture 6.9 W

total fixtures 13.9 W

36 Vf | 200 mA

## Physical

trim

length 122 mm | width 60 mm | height 51 mm

0.61 kg

## Cutout

diameter 56 mm | length 114 mm | width 114 mm

min. ceiling thickness 2 mm | max. ceiling thickness 25 mm

recessed depth 100 mm

<sup>1</sup> incl. consideration of optical losses & internal control unit losses  
<sup>2</sup> Value of containing product at full load (undimmed)

## Installation instructions



## Lighting calculator



# SASSO 40 round wallwasher/floor

trim 2 lamps

048-2840919W 048-2898318 002-90744



Project / Type

Notes

Count / Date

### Maintenance Factors

Operating Time [h]	10 000	20 000	30 000	40 000	50 000
LLMF	0.982	0.954	0.926	0.899	0.873
LSF	1	1	1	1	1
MF	LMF × RSMF × LLMF × LSF		RSMF <sup>a</sup> Room Surface Maintenance Factor		
MF	Maintenance Factor		LLMF Lamp Lumens Maintenance Factor		
LMF <sup>a</sup>	Luminaire Maintenance Factor		LSF Lamp Survival Factor		

<sup>a</sup> According to "CIE 97, Maintenance of indoor electric lighting systems", 2005, ISBN 3-900-734-34-8. The values must be determined by the planner.

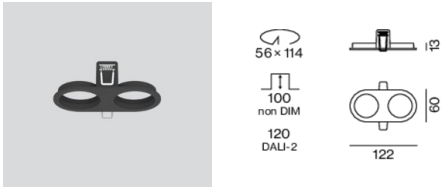
### Circuit Breaker Types

Automatic Circuit Breaker Type	Number of Fixtures
B10	57
B13	75
B16	92
B20	115
C10	57
C13	75
C16	92
C20	115

### Components

#### MOUNTING SET with trim 2 lamps

TYPE for intermediate ceilings	COLOUR jet black	L-W-H (MM) 122-60-13	ARTICLE NUMBER(S) 048-2898318
-----------------------------------	---------------------	-------------------------	----------------------------------



#### POWER SUPPLY

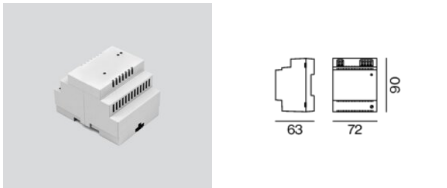
L-W-H (MM) 65-39-20	ARTICLE NUMBER(S) 002-90744
------------------------	--------------------------------



### Optional electrical accessories


#### DIN RAIL POWER SUPPLY

L-W-H (MM) 72-90-63	ARTICLE NUMBER(S) 005-6520210
------------------------	----------------------------------



#### DIN RAIL LED DRIVER

L-W-H (MM) 36-88-59	ARTICLE NUMBER(S) 005-6121030
------------------------	----------------------------------



# SASSO 40 round wallwasher/floor

trim 2 lamps

048-2840919W 048-2898318 002-90744



Project / Type

Notes

Count / Date

## Optional electrical accessories

### POWER SUPPLY PRE-WIRED with junction box

ARTICLE NUMBER(S)

002-90750A

002-90749A



## Optional electrical accessories

### POWER SUPPLY with loop through function

L-W-H (MM)

185-30-21

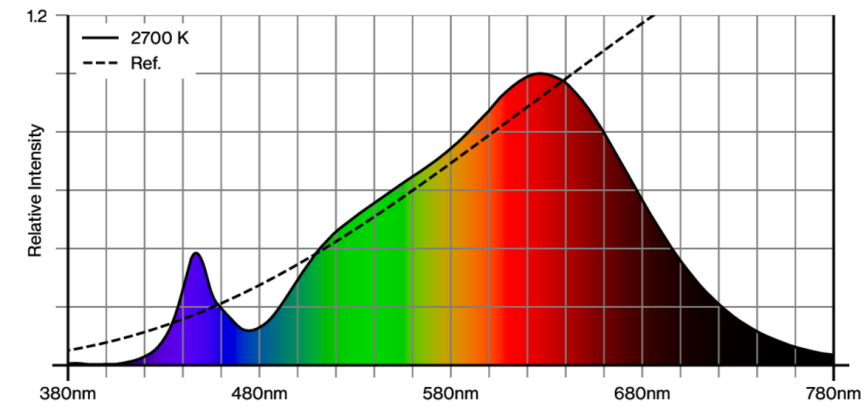
ARTICLE NUMBER(S)

002-90750

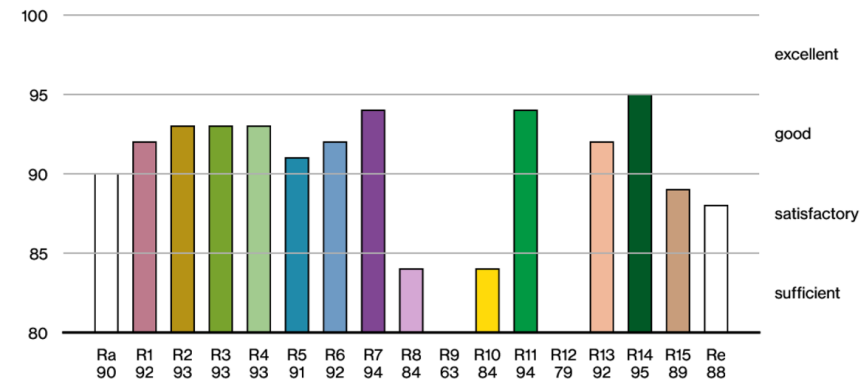
002-90749



## Colour rendering



## CRI/R<sub>a</sub> ≥ 91 R<sub>e</sub> ≥ 88 (2700 K)



[‘048-2840919W 048-2898318 002-90744’] The technical data represent rated values for an ambient temperature of 25°C. The data values for the luminous flux are initially subject to a tolerance of +/- 10%, those for the electrical connected load are initially subject to a tolerance of +/- 10%, and those for the colour temperature are initially subject to a tolerance of +/- 150 K. No liability is assumed for typographical or printing errors. The general terms and conditions of XAL GmbH apply.  
© XAL GmbH · Auer-Welsbach-Gasse 36 · 8055 Graz · Austria · [www.xal.com](http://www.xal.com)

# SASSO 40 round wallwasher/floor

trim 2 lamps

048-2840919W 048-2898318 002-90744




Project / Type

Notes

Count / Date

## TM30 colour vector graphic



The black line represents the black body reference. The red line indicates the results of the test light source. The deviation from the test light source to the reference is shown and is marked by arrows. The shorter the arrows, the higher the color rendering.

