

SASSO 40 round wallwasher

trim

048-2840217A 048-2896318 002-90744



Project / Type

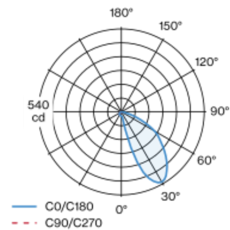
Notes

Count / Date

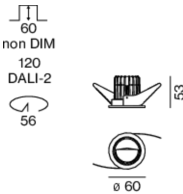


Round recessed spotlight in die-cast aluminium; surface traffic white; 360° rotatable; installation without tools in mounting set due to patented ball catch system; round installation housing; with trim jet black; suitable for ceiling thickness of 2-25 mm; passive cooling of the LEDs through improved heat sink geometry; no multiple shadows; light colour 3500 K; CRI ≥ 90; min. 90% of luminous flux after 50000 operating hours; energy efficient LEDs with high CRI; with specially computed, asymmetrical reflector for homogeneous lighting intensity; high quality reflector with micro-faceted, aluminum-vaporised surface; PC2; 220-240 V; incl. converter, non dimmable; light source replaceable by an authorized professional; control gear replaceable by an authorized professional;

Light distribution



Product drawing



General

Ceiling | Recessed

rotation 360°

traffic white | RAL 9016 ¹

Mounting set jet black

IP20

484 lm

fixture 77 lm/W ²

LED

3500 K

CRI ≥ 90

L90 / 50000 h

MR 0.82 | MDER 0.74

Optical

wallwasher

PstLM ≤ 1.0 ³ | SVM ≤ 0.4 ³

Electrical

non DIM

PC2 | 220-240 V

system 7.6 W | fixture 6.3 W

36 Vf | 200 mA

Physical

trim

diameter 60 mm | height 55 mm

0.59 kg

Cutout

diameter 56 mm

min. ceiling thickness 2 mm | max. ceiling thickness 25 mm

recessed depth 60 mm

¹ RAL code
² incl. consideration of optical losses & internal control unit losses
³ Value of containing product at full load (undimmed)

Installation instructions



Lighting calculator



SASSO 40 round wallwasher

trim

048-2840217A 048-2896318 002-90744



Project / Type

Notes

Count / Date

Maintenance Factors

Operating Time [h]	10 000	20 000	30 000	40 000	50 000
LLMF	0.963	0.954	0.945	0.937	0.928
LSF	1	1	1	1	1
MF	LMF × RSMF × LLMF × LSF		RSMF ^a Room Surface Maintenance Factor		
MF	Maintenance Factor		LLMF Lamp Lumens Maintenance Factor		
LMF ^a	Luminaire Maintenance Factor		LSF Lamp Survival Factor		

^a According to "CIE 97, Maintenance of indoor electric lighting systems", 2005, ISBN 3-900-734-34-8. The values must be determined by the planner.

Circuit Breaker Types

Automatic Circuit Breaker Type	Number of Fixtures
B10	57
B13	75
B16	92
B20	115
C10	57
C13	75
C16	92
C20	115

Components

MOUNTING SET with trim 1 lamp

TYPE for intermediate ceilings	COLOUR jet black	Ø (MM) 60	ARTICLE NUMBER(S) 048-2896318
-----------------------------------	---------------------	--------------	----------------------------------



POWER SUPPLY

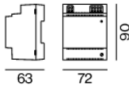
L·W·H (MM) 65-39-20	ARTICLE NUMBER(S) 002-90744
------------------------	--------------------------------



Optional electrical accessories

DIN RAIL POWER SUPPLY

L·W·H (MM) 72-90-63	ARTICLE NUMBER(S) 005-6520210
------------------------	----------------------------------



DIN RAIL LED DRIVER

TYPE 2 × 42W 48V DC UOUT 10–40V	L·W·H (MM) 36-88-59	ARTICLE NUMBER(S) 005-6121030
----------------------------------------	------------------------	----------------------------------



Optional electrical accessories

POWER SUPPLY PREWIRED

TYPE with junktion box	ARTICLE NUMBER(S) 002-90750A
with junktion box	002-90749A



Optional electrical accessories

POWER SUPPLY

TYPE with loop through function	L·W·H (MM) 185-30-21	ARTICLE NUMBER(S) 002-90750
with loop through function		002-90749



SASSO 40 round wallwasher

trim

048-2840217A 048-2896318 002-90744



Project / Type

Notes

Count / Date

Mounting accessories

MOUNTING TOOL

COLOUR
traffic black

ARTICLE NUMBER(S)
048-2895918

