

# SASSO 60 square downlight

ceiling

048-30100314F



Project / Type

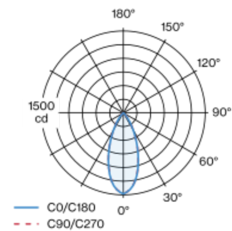
Notes

Count / Date



Square ceiling mounted spotlight made of aluminium; surface jet black powder coated; Inner colour lacquered in matt silver; luminaire housing can be attached to mounting plate without tools by interlock; passive cooling of the LEDs through improved heat sink geometry; with COB (Chip on Board) technology for maximum efficiency; no appearance of multiple shadows; light colour 3000 K; binning initial MacAdam  $\leq 2$  SDCM; CRI  $\geq 90$ ; min. 80% of luminous flux after 50000 operating hours; energy efficient LEDs with high CRI; incl. high quality lens system; precise radiation characteristic with 42° beam; UGR  $\leq 19$ ; VDU compatible workplace luminaire according to DIN EN 12464-1; luminance above 65°  $\leq 3000$  cd/m<sup>2</sup>; degree of protection IP20; PC1; 220-240 V; incl. DALI-2 converter; flicker-free visual comfort through analogue current control (minimum value 1%); converter integrated into spotlight head; luminaire for through wiring; light source replaceable by an authorized professional; control gear replaceable by an authorized professional;

## Light distribution



## Product drawing



## General

Ceiling | Surface

jet black | RAL 9005

Inner colour matt silver

IP20

888 lm

## LED

3000 K

CRI  $\geq 90$

L80 / 50000 h

initial MacAdam  $\leq 2$  SDCM

R<sub>g</sub>: 99 | R<sub>f</sub>: 90 | R<sub>t(1-15)</sub>: 87

MR 0.6 | MDER 0.54

## Optical

flood | beam angle 42°

UGR  $\leq 19$  |  $\geq 65^\circ$  <3000 cd/m<sup>2</sup>

PstLM  $\leq 1.0$  <sup>1</sup> | SVM  $\leq 0.4$  <sup>1</sup>

## Electrical

DALI-2 | 1 DALI Addr.

PC1 | 220-240 V

system 10.2 W

system 87 lm/W <sup>2</sup>

## Physical

length 72 mm | width 72 mm | height 108 mm

0.5 kg

<sup>1</sup> Value of containing product at full load (undimmed)  
<sup>2</sup> incl. consideration of optical losses, internal control unit losses & operating device efficiency

## Installation instructions



## Lighting calculator



# SASSO 60 square downlight

ceiling

048-30100314F



Project / Type

Notes

Count / Date

## Maintenance Factors

| Operating Time [h] | 10 000 | 20 000 | 30 000 | 40 000 | 50 000 |
|--------------------|--------|--------|--------|--------|--------|
| LLMF               | 0.964  | 0.923  | 0.884  | 0.847  | 0.811  |
| LSF                | 1      | 1      | 1      | 1      | 1      |

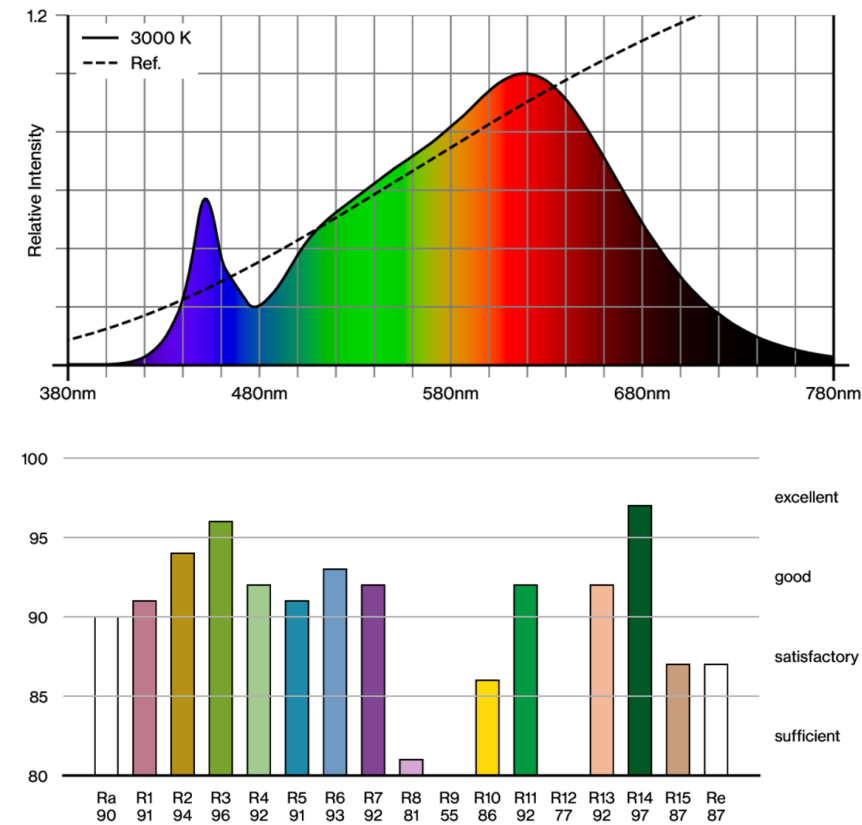
|                  |                              |                   |                                 |
|------------------|------------------------------|-------------------|---------------------------------|
| MF               | LMF × RSMF × LLMF × LSF      | RSMF <sup>a</sup> | Room Surface Maintenance Factor |
| MF               | Maintenance Factor           | LLMF              | Lamp Lumens Maintenance Factor  |
| LMF <sup>a</sup> | Luminaire Maintenance Factor | LSF               | Lamp Survival Factor            |

<sup>a</sup> According to "CIE 97, Maintenance of indoor electric lighting systems", 2005, ISBN 3-900-734-34-8. The values must be determined by the planner.

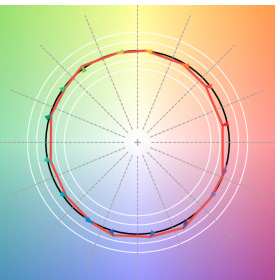
## Circuit Breaker Types

| Automatic Circuit Breaker Type | Number of Fixtures |
|--------------------------------|--------------------|
| B10                            | 39                 |
| B16                            | 63                 |
| B20                            | 78                 |
| C10                            | 63                 |
| C16                            | 100                |
| C20                            | 125                |

## Colour rendering



## TM30 colour vector graphic



The black line represents the black body reference. The red line indicates the results of the test light source. The deviation from the test light source to the reference is shown and is marked by arrows. The shorter the arrows, the higher the color rendering.

