

SASSO 60 square downlight

ceiling

048-30100314S



Project / Type

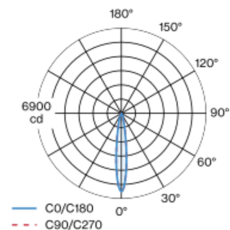
Notes

Count / Date



Square ceiling mounted spotlight made of aluminium; surface jet black powder coated; Inner colour lacquered in matt silver; luminaire housing can be attached to mounting plate without tools by interlock; passive cooling of the LEDs through improved heat sink geometry; with COB (Chip on Board) technology for maximum efficiency; no appearance of multiple shadows; light colour 3000 K; binning initial MacAdam ≤ 2 SDCM; CRI ≥ 90 ; energy efficient LEDs with high CRI; incl. high quality lens system; precise radiation characteristic with 15° beam; UGR ≤ 13 ; VDU compatible workplace luminaire according to DIN EN 12464-1; luminance above 65° ≤ 1500 cd/m²; degree of protection IP20; PC1; 220-240 V; incl. DALI-2 converter; flicker-free visual comfort through analogue current control (minimum value 1%); converter integrated into spotlight head; luminaire for through wiring; light source replaceable by an authorized professional; control gear replaceable by an authorized professional;

Light distribution



Product drawing



General

Ceiling | Surface

jet black | RAL 9005

Inner colour matt silver

IP20

775 lm

LED

3000 K

CRI ≥ 90

initial MacAdam ≤ 2 SDCM

R_g: 99 | R_f: 90 | R_[-15]: 87

MR 0.6 | MDER 0.54

Optical

spot | beam angle 15°

UGR ≤ 13 | $\geq 65^\circ$ < 1500 cd/m²

PstLM ≤ 1.0 ¹ | SVM ≤ 0.4 ¹

Electrical

DALI-2 | 1 DALI Addr.

PC1 | 220-240 V

system 10.4 W

system 75 lm/W ²

Physical

length 72 mm | width 72 mm | height 108 mm

0.5 kg

¹ Value of containing product at full load (undimmed)
² incl. consideration of optical losses, internal control unit losses & operating device efficiency

Installation instructions



Lighting calculator



SASSO 60 square downlight

ceiling

048-30100314S



Project / Type

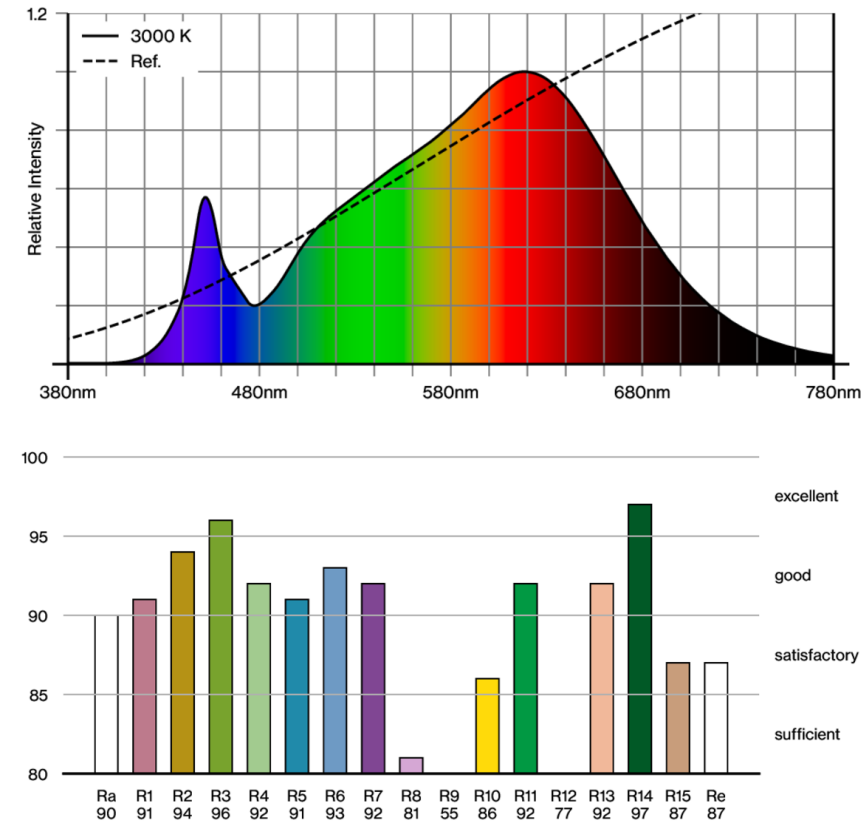
Notes

Count / Date

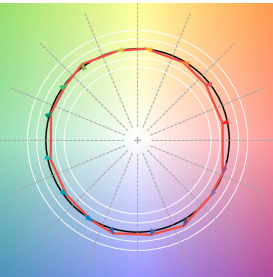
Circuit Breaker Types

Automatic Circuit Breaker Type	Number of Fixtures
B10	39
B16	63
B20	78
C10	63
C16	100
C20	125

Colour rendering



TM30 colour vector graphic



The black line represents the black body reference. The red line indicates the results of the test light source. The deviation from the test light source to the reference is shown and is marked by arrows. The shorter the arrows, the higher the color rendering.

