

# SASSO 40 round wallwasher/floor

trim


048-2840217W 048-2896318 002-90744



Project / Type

Notes

Count / Date



## General

Ceiling , Recessed

rotation 360°

white , RAL 9016 <sup>1</sup>

Mounting set jet black

IP20

820 lm

fixture 118 lm/W<sup>2</sup>

## LED

3500 K

CRI ≥ 90

L85 / 50000 h

initial MacAdam ≤ 3 SDCM

R<sub>g</sub>: 96 , R<sub>r</sub>: 90 , R<sub>t(1-5)</sub>: 91

MR 0.74

MDER 0.67

## Optical

wallwasher floor

beam angle 53°

PstLM ≤ 1.0 <sup>3</sup>

SVM ≤ 0.4 <sup>3</sup>

## Electrical

non DIM

220-240 V

system 8.5 W

fixture 7.0 W

36 Vf

200 mA

PC2

## Physical

trim

diameter 60 mm

height 51 mm

0.59 kg

## Cutout

diameter 56 mm

min. ceiling thickness 2 mm

max. ceiling thickness 25 mm

recessed depth 60 mm

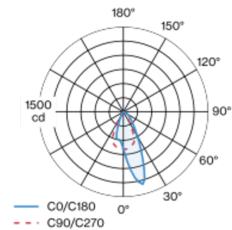
<sup>1</sup> RAL code

<sup>2</sup> incl. consideration of optical losses & internal control unit losses

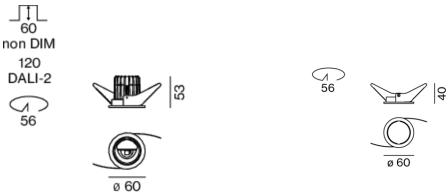
<sup>3</sup> Value of containing product at full load (undimmed)

Round recessed spotlight in die-cast aluminium; surface white; 360° rotatable; installation without tools in mounting set due to patented ball catch system; round installation housing; with trim jet black; suitable for ceiling thickness of 2-25 mm; passive cooling of the LEDs through improved heat sink geometry; no multiple shadows; light colour 3500 K; binning initial MacAdam ≤ 3 SDCM; CRI ≥ 90; min. 85% of luminous flux after 50000 operating hours; energy efficient LEDs with high CRI; with specially computed, asymmetrical reflector for homogeneous lighting intensity; high quality reflector with micro-faceted, aluminum-vaporised surface; PC2; 220-240 V; incl. converter, non dimmable; light source replaceable by an authorized professional; control gear replaceable by an authorized professional;

## Light distribution



## Product drawing



## Installation instructions



## Lighting calculator

