

# SASSO 60 square downlight

ceiling

048-30109374S



Project / Type

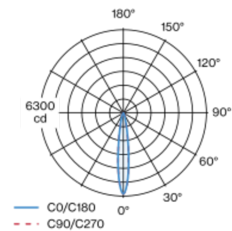
Notes

Count / Date



Square ceiling mounted spotlight made of aluminium; surface traffic white powder coated; Inner colour lacquered in matt silver; luminaire housing can be attached to mounting plate without tools by interlock; passive cooling of the LEDs through improved heat sink geometry; with COB (Chip on Board) technology for maximum efficiency; no appearance of multiple shadows; light colour 2700 K; binning initial MacAdam  $\leq 2$  SDCM; CRI  $\geq 90$ ; energy efficient LEDs with high CRI; incl. high quality lens system; precise radiation characteristic with 15° beam; UGR  $\leq 13$ ; VDU compatible workplace luminaire according to DIN EN 12464-1; luminance above 65°  $\leq 1500$  cd/m<sup>2</sup>; degree of protection IP20; PC1; 220-240 V; incl. DALI-2 converter; flicker-free visual comfort through analogue current control (minimum value 1%); converter integrated into spotlight head; luminaire for through wiring; light source replaceable by an authorized professional; control gear replaceable by an authorized professional;

## Light distribution



## Product drawing



## General

Ceiling | Surface

traffic white | RAL 9016

Inner colour matt silver

IP20

751 lm

## LED

2700 K

CRI  $\geq 90$

initial MacAdam  $\leq 2$  SDCM

R<sub>g</sub>: 97 | R<sub>f</sub>: 91 | R<sub>t(1-15)</sub>: 87

MR 0.52 | MDER 0.47

## Optical

spot | beam angle 15°

UGR  $\leq 13$  |  $\geq 65^\circ$   $< 1500$  cd/m<sup>2</sup>

PstLM  $\leq 1.0$  <sup>1</sup> | SVM  $\leq 0.4$  <sup>1</sup>

## Electrical

DALI-2 | 1 DALI Addr.

PC1 | 220-240 V

system 10.4 W

system 72 lm/W <sup>2</sup>

## Physical

length 72 mm | width 72 mm | height 108 mm

0.5 kg

<sup>1</sup> Value of containing product at full load (undimmed)  
<sup>2</sup> incl. consideration of optical losses, internal control unit losses & operating device efficiency

## Installation instructions



## Lighting calculator



# SASSO 60 square downlight

ceiling

048-30109374S



Project / Type

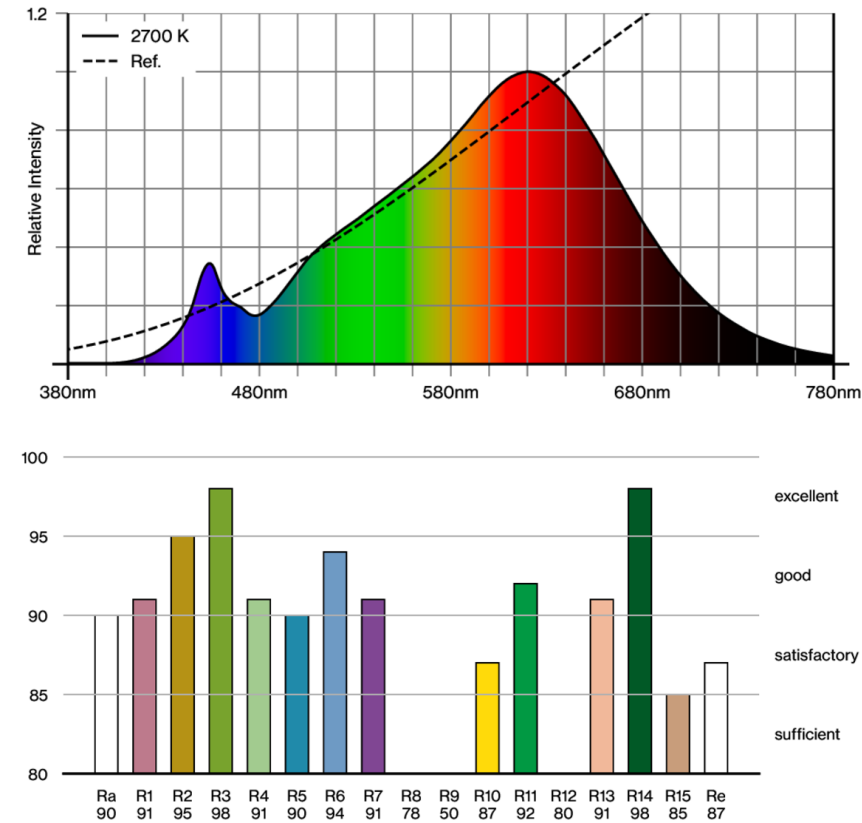
Notes

Count / Date

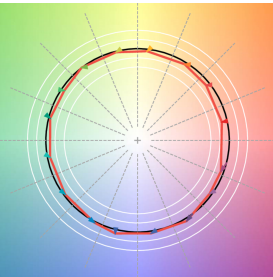
## Circuit Breaker Types

Automatic Circuit Breaker Type	Number of Fixtures
B10	39
B16	63
B20	78
C10	63
C16	100
C20	125

## Colour rendering



## TM30 colour vector graphic



The black line represents the black body reference. The red line indicates the results of the test light source. The deviation from the test light source to the reference is shown and is marked by arrows. The shorter the arrows, the higher the color rendering.

