

SASSO 60 base square downlight 1 lamp


ceiling
048-30301379M



Project / Type

Notes

Count / Date



General

Ceiling , Surface

white , RAL 9016 ¹

Inner colour gold

IP20

919 lm

LED

4000 K

CRI ≥ 90

L80 / 50000 h

initial MacAdam ≤ 2 SDCM

R_g: 98 , R_r: 90 , R_{t(1-15)}: 88

MR 0.8

MDER 0.72

Optical

medium

beam angle 27°

UGR ≤ 16 , ≥65° <3000 cd/m²

PstLM ≤ 1.0 ²

SVM ≤ 0.4 ²

Electrical

DALI-2

220-240 V

system 10.2 W

system 90 lm/W³

PC1

Physical

length 180 mm

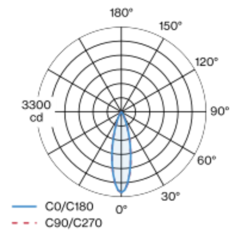
width 80 mm

height 81 mm

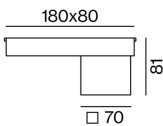
0.5 kg

Surface mounted spotlight made of aluminium; 1 lamp; square spotlight head; surface white powder coated; Inner colour lacquered in gold; surface mounted housing in aluminium incl. converter; mounting plate with pre-assembled converter unit can be pre-mounted; luminaire housing can be attached without tools by interlock; passive cooling of the LEDs through improved heat sink geometry; with COB (Chip on Board) technology for maximum efficiency; no appearance of multiple shadows; light colour 4000 K; binning initial MacAdam ≤ 2 SDCM; CRI ≥ 90; min. 80% of luminous flux after 50000 operating hours; energy efficient LEDs with high CRI; incl. high quality lens system; precise radiation characteristic with 27° beam; UGR ≤ 16; VDU compatible workplace luminaire according to DIN EN 12464-1; luminance above 65° ≤ 3000 cd/m²; degree of protection IP20; PC1; 220-240 V; incl. DALI-2 converter; flicker-free visual comfort through analogue current control (minimum value 1%); luminaire for through wiring; light source replaceable by an authorized professional; control gear replaceable by an authorized professional;

Light distribution



Product drawing



¹ RAL code ² Value of containing product at full load (undimmed)
³ incl. consideration of optical losses, internal control unit losses & operating device efficiency

Installation instructions

Lighting calculator

