

SASSO 60 base square downlight 1 lamp

ceiling


048-30302311F



Project / Type

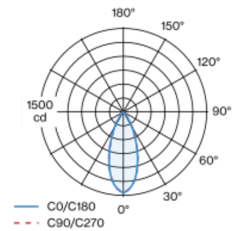
Notes

Count / Date

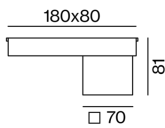


Surface mounted spotlight made of aluminium; 1 lamp; square spotlight head; surface black powder coated; Inner colour lacquered in black; surface mounted housing in aluminium incl. converter; mounting plate with pre-assembled converter unit can be pre-mounted; luminaire housing can be attached without tools by interlock; passive cooling of the LEDs through improved heat sink geometry; with COB (Chip on Board) technology for maximum efficiency; no appearance of multiple shadows; light colour 3500 K; binning initial MacAdam ≤ 2 SDCM; CRI ≥ 90 ; min. 80% of luminous flux after 50000 operating hours; energy efficient LEDs with high CRI; incl. high quality lens system; precise radiation characteristic with 40° beam; UGR ≤ 19 ; VDU compatible workplace luminaire according to DIN EN 12464-1; luminance above 65° ≤ 1500 cd/m²; degree of protection IP20; PC1; 220-240 V; incl. DALI-2 converter; flicker-free visual comfort through analogue current control (minimum value 1%); luminaire for through wiring; light source replaceable by an authorized professional; control gear replaceable by an authorized professional;

Light distribution



Product drawing



General

Ceiling | Surface

black | RAL 9005 ¹

Inner colour black

IP20

784 lm

LED

3500 K

CRI ≥ 90

L80 / 50000 h

initial MacAdam ≤ 2 SDCM

R_g: 99 | R_f: 90 | R_{t[1-15]}: 89

MR 0.7 | MDER 0.64

Optical

flood | beam angle 40°

UGR ≤ 19 | $\geq 65^\circ$ ≤ 1500 cd/m²

PstLM ≤ 1.0 ² | SVM ≤ 0.4 ²

Electrical

DALI-2

PC1 | 220-240 V

system 10.2 W

system 77 lm/W ³

Physical

length 180 mm | width 80 mm | height 81 mm

0.5 kg

¹ RAL code ² Value of containing product at full load (undimmed)
³ incl. consideration of optical losses, internal control unit losses & operating device efficiency

Installation instructions



Lighting calculator

