

# SASSO 60 round adjustable

semi-recessed


048-31012117M 002-90790



Project / Type

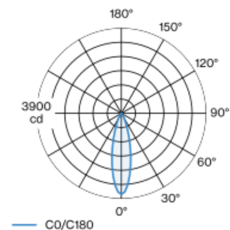
Notes

Count / Date

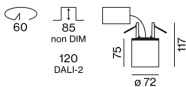


Cylindrical semi-recessed spotlight made of aluminium; surface black powder coated; Inner colour lacquered in white; 360° rotatable and 30° tiltable; luminaire housing can be attached to mounting plate without tools by interlock; passive cooling of the LEDs through improved heat sink geometry; with COB (Chip on Board) technology for maximum efficiency; no appearance of multiple shadows; light colour 3500 K; binning initial MacAdam  $\leq 2$  SDCM; CRI  $\geq 90$ ; min. 80% of luminous flux after 50000 operating hours; energy efficient LEDs with high CRI; incl. high quality lens system; precise radiation characteristic with 27° beam; degree of protection IP20; PC2; 220-240 V; incl. DALI-2 converter; flicker-free visual comfort through analogue current control (minimum value 1%); external converter for ceiling insertion, through-wiring suitable; light source replaceable by an authorized professional; control gear replaceable by an authorized professional;

## Light distribution



## Product drawing



## General

Ceiling | Semi-Recessed

tilt max 30°

rotation 360°

black | RAL 9005 <sup>1</sup>

Inner colour white

IP20

1110 lm

fixture 104 lm/W <sup>2</sup>

## LED

3500 K

CRI  $\geq 90$

L80 / 50000 h

initial MacAdam  $\leq 2$  SDCM

R<sub>g</sub>: 99 | R<sub>f</sub>: 90 | R<sub>t(1-15)</sub>: 89

MR 0.7 | MDER 0.64

## Optical

medium | beam angle 27°

PstLM  $\leq 1.0$  <sup>3</sup> | SVM  $\leq 0.4$  <sup>3</sup>

## Electrical

DALI-2 | 1 DALI Addr.

PC2 | 220-240 V

system 12.5 W | fixture 10.6 W

36 Vf | 300 mA

## Physical

diameter 72 mm | height 75 mm

4.8 kg

## Cutout

diameter 60 mm

recessed depth 110 mm

<sup>1</sup> RAL code  
<sup>2</sup> incl. consideration of optical losses & internal control unit losses  
<sup>3</sup> Value of containing product at full load (undimmed)

## Installation instructions



## Lighting calculator



# SASSO 60 round adjustable

semi-recessed

048-31012117M 002-90790



Project / Type

Notes

Count / Date

### Maintenance Factors

Operating Time [h]	10 000	20 000	30 000	40 000	50 000
LLMF	0.964	0.923	0.884	0.847	0.811
LSF	1	1	1	1	1
MF	LMF × RSMF × LLMF × LSF		RSMF <sup>a</sup>	Room Surface Maintenance Factor	
MF	Maintenance Factor		LLMF	Lamp Lumens Maintenance Factor	
LMF <sup>a</sup>	Luminaire Maintenance Factor		LSF	Lamp Survival Factor	

<sup>a</sup> According to "CIE 97, Maintenance of indoor electric lighting systems", 2005, ISBN 3-900-734-34-8. The values must be determined by the planner.

### Circuit Breaker Types

Automatic Circuit Breaker Type	Number of Fixtures
B10	72
B16	115
C10	106
C16	170

### Components

#### POWER SUPPLY

ARTICLE NUMBER(S)
002-90790

### Optional electrical accessories

#### DIN RAIL LED DRIVER

TYPE	L-W-H (MM)	ARTICLE NUMBER(S)
200 - 1050 mA   2 x 42W	36.88-59	005-6121030



#### DIN RAIL POWER SUPPLY

L-W-H (MM)	ARTICLE NUMBER(S)
72-90-63	005-6520210



### Optional electrical accessories

#### POWER SUPPLY PREWIRED

TYPE	ARTICLE NUMBER(S)
with junktion box	002-90790A
with junktion box	002-90748A
with junktion box	002-90771A
with junktion box	002-90742A

### Optional electrical accessories

#### POWER SUPPLY

TYPE	L-W-H (MM)	ARTICLE NUMBER(S)
with loop through function	185-30-21	002-90770
with loop through function	185-30-21	002-90747

