

SASSO 60 round adjustable

semi-recessed

048-31011171S 002-90790



Project / Type

Notes

Count / Date



General

Ceiling | Semi-Recessed

tilt max 30°

rotation 360°

traffic white | RAL 9016

Inner colour jet black

IP20

874 lm

fixture 80 lm/W ¹

LED

4000 K

CRI ≥ 90

initial MacAdam ≤ 2 SDCM

R_g: 98 | R_r: 90 | R_[1-15]: 88

MR 0.8 | MDER 0.72

Optical

spot | beam angle 15°

UGR ≤ 13

PstLM ≤ 1.0 ² | SVM ≤ 0.4 ²

Electrical

DALI-2 | 1 DALI Addr.

PC2 | 220-240 V

system 12.8 W | fixture 10.9 W

36 Vf | 300 mA

Physical

diameter 72 mm | height 75 mm

4.8 kg

Cutout

diameter 60 mm

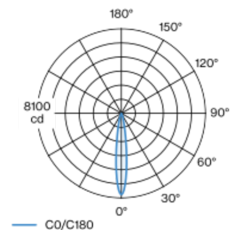
recessed depth 110 mm

¹ incl. consideration of optical losses & internal control unit losses

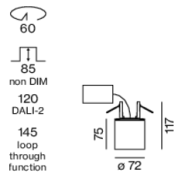
² Value of containing product at full load (undimmed)

Cylindrical semi-recessed spotlight made of aluminium; surface traffic white powder coated; Inner colour lacquered in jet black; 360° rotatable and 30° tiltable; luminaire housing can be attached to mounting plate without tools by interlock; passive cooling of the LEDs through improved heat sink geometry; with COB (Chip on Board) technology for maximum efficiency; no appearance of multiple shadows; light colour 4000 K; binning initial MacAdam ≤ 2 SDCM; CRI ≥ 90; energy efficient LEDs with high CRI; incl. high quality lens system; precise radiation characteristic with 15° beam; UGR ≤ 13; degree of protection IP20; PC2; 220-240 V; incl. DALI-2 converter; flicker-free visual comfort through analogue current control (minimum value 1%); external converter for ceiling insertion, through-wiring suitable; light source replaceable by an authorized professional; control gear replaceable by an authorized professional;

Light distribution



Product drawing



Installation instructions



Lighting calculator



SASSO 60 round adjustable

semi-recessed

048-31011171S 002-90790



Project / Type

Notes

Count / Date

Components

POWER SUPPLY

ARTICLE NUMBER(S)

002-90790



Optional electrical accessories

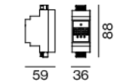
DIN RAIL LED DRIVER

L-W-H (MM)

36-88-59

ARTICLE NUMBER(S)

005-6121030



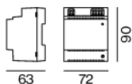
DIN RAIL POWER SUPPLY

L-W-H (MM)

72-90-63

ARTICLE NUMBER(S)

005-6520210



Optional electrical accessories

POWER SUPPLY PRE-WIRED

TYPE

with junktion box

with junktion box

with junktion box

with junktion box

ARTICLE NUMBER(S)

002-90790A

002-90748A

002-90771A

002-90742A



SASSO 60 round adjustable

semi-recessed

048-31011171S 002-90790



Project / Type

Notes

Count / Date

Optional electrical accessories

POWER SUPPLY PRE-WIRED with loop through function

L-W-H (MM)	ARTICLE NUMBER(S)
185-30-21	002-90770
185-30-21	002-90747



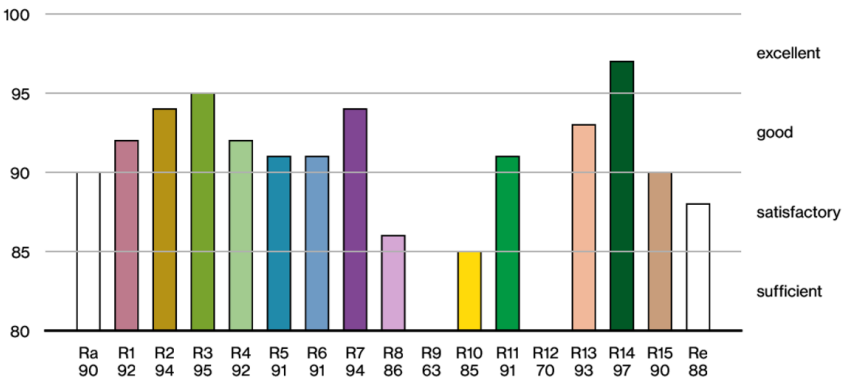
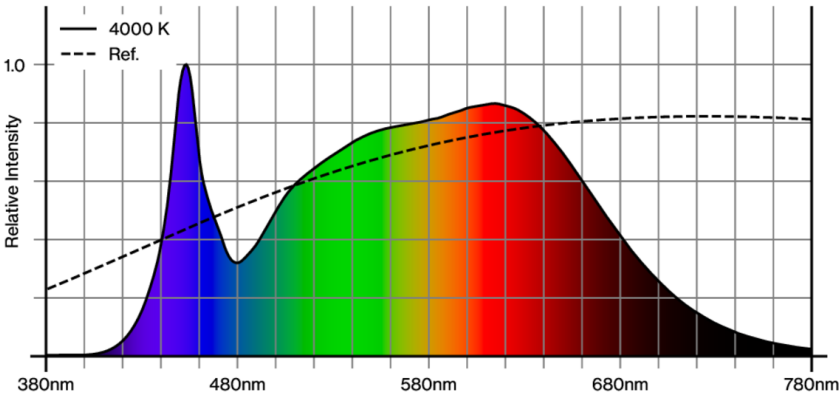
Electrical accessories

THROUGH WIRING CONNECTION BOX

TYPE	L-W-H (MM)	ARTICLE NUMBER(S)
non DIM cable ø 4 – 12 mm	105-58-30	005-2531110
DALI cable ø 4 – 12 mm	105-58-30	005-2551110



Colour rendering



SASSO 60 round adjustable

semi-recessed

048-3101171S 002-90790

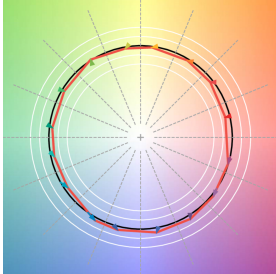


Project / Type

Notes

Count / Date

TM30 colour vector graphic



The black line represents the black body reference. The red line indicates the results of the test light source. The deviation from the test light source to the reference is shown and is marked by arrows. The shorter the arrows, the higher the color rendering.

