

# SASSO 60 round adjustable

ceiling

048-31102174W



Project / Type

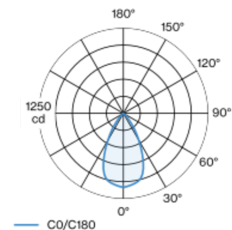
Notes

Count / Date

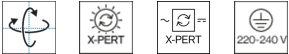


Cylindrical surface mounted spotlight in die-cast aluminium; suitable for ceiling mounting; surface traffic white powder coated; Inner colour lacquered in matt silver; 360° rotatable and 30° tiltable; luminaire housing can be attached to mounting plate without tools by interlock; passive cooling of the LEDs through improved heat sink geometry; with COB (Chip on Board) technology for maximum efficiency; no appearance of multiple shadows; light colour 3500 K; binning initial MacAdam  $\leq 2$  SDCM; CRI  $\geq 90$ ; min. 80% of luminous flux after 50000 operating hours; energy efficient LEDs with high CRI; incl. high quality lens system; precise radiation characteristic with 56° beam; degree of protection IP20; PC1; 220-240 V; incl. converter, non dimmable; converter integrated into spotlight head; luminaire for through wiring; light source replaceable by an authorized professional; control gear replaceable by an authorized professional;

## Light distribution



## Product drawing



## General

Ceiling | Surface

tilt max 30°

rotation 360°

traffic white | RAL 9016

Inner colour matt silver

IP20

923 lm

## LED

3500 K

CRI  $\geq 90$

L80 / 50000 h

initial MacAdam  $\leq 2$  SDCM

R<sub>g</sub>: 99 | R<sub>r</sub>: 90 | R<sub>t(1-15)</sub>: 89

MR 0.7 | MDER 0.64

## Optical

wide flood | beam angle 56°

## Electrical

non DIM

PC1 | 220-240 V

system 10.2 W

system 90 lm/W <sup>1</sup>

## Physical

diameter 72 mm | height 108 mm

0.5 kg

<sup>1</sup> incl. consideration of optical losses, internal control unit losses & operating device efficiency

## Installation instructions



## Lighting calculator



# SASSO 60 round adjustable

ceiling

048-31102174W



Project / Type

Notes

Count / Date

## Maintenance Factors

Operating Time [h]	10 000	20 000	30 000	40 000	50 000
LLMF	0.964	0.923	0.884	0.847	0.811
LSF	1	1	1	1	1

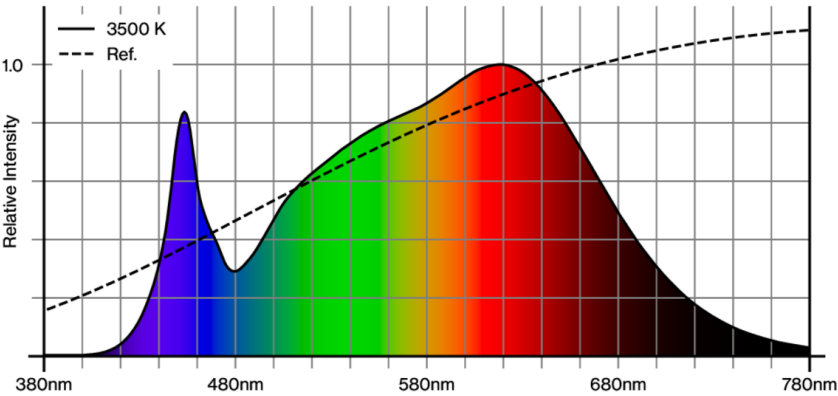
MF	LMF × RSMF × LLMF × LSF	RSMF <sup>a</sup>	Room Surface Maintenance Factor
MF	Maintenance Factor	LLMF	Lamp Lumens Maintenance Factor
LMF <sup>a</sup>	Luminaire Maintenance Factor	LSF	Lamp Survival Factor

<sup>a</sup> According to "CIE 97, Maintenance of indoor electric lighting systems", 2005, ISBN 3-900-734-34-8. The values must be determined by the planner.

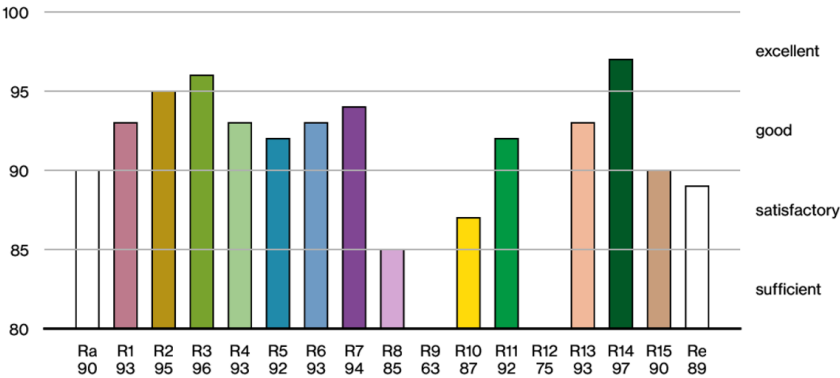
## Circuit Breaker Types

Automatic Circuit Breaker Type	Number of Fixtures
B10	10
B16	17
B20	20
C10	16
C16	27
C20	33

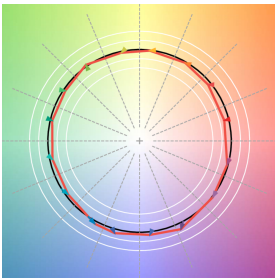
## Colour rendering



CRI/R<sub>a</sub> ≥ 92 R<sub>e</sub> ≥ 89 (3500 K)



## TM30 colour vector graphic



The black line represents the black body reference. The red line indicates the results of the test light source. The deviation from the test light source to the reference is shown and is marked by arrows. The shorter the arrows, the higher the color rendering.



[\*048-31102174W] The technical data represent rated values for an ambient temperature of 25°C. The data values for the luminous flux are initially subject to a tolerance of +/- 10%, those for the electrical connected load are initially subject to a tolerance of +/- 10%, and those for the colour temperature are initially subject to a tolerance of +/- 150 K. No liability is assumed for typographical or printing errors. The general terms and conditions of XAL GmbH apply.  
© XAL GmbH · Auer-Welsbach-Gasse 36 · 8055 Graz · Austria · [www.xal.com](http://www.xal.com)

07.08.2025