

SASSO 60 round adjustable
ceiling
048-31102319F



Project / Type _____

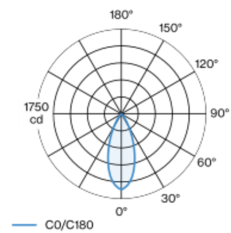
Notes _____

Count / Date _____

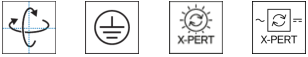
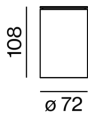


Cylindrical surface mounted spotlight in die-cast aluminium; suitable for ceiling mounting; surface black powder coated; Inner colour lacquered in gold; 360° rotatable and 30° tiltable; luminaire housing can be attached to mounting plate without tools by interlock; passive cooling of the LEDs through improved heat sink geometry; with COB (Chip on Board) technology for maximum efficiency; no appearance of multiple shadows; light colour 3500 K; binning initial MacAdam ≤ 2 SDCM; CRI ≥ 90 ; min. 80% of luminous flux after 50000 operating hours; energy efficient LEDs with high CRI; incl. high quality lens system; precise radiation characteristic with 40° beam; UGR ≤ 19 ; VDU compatible workplace luminaire according to DIN EN 12464-1; luminance above 65° ≤ 1500 cd/m²; degree of protection IP20; PC1; 220-240 V; incl. DALI-2 converter; flicker-free visual comfort through analogue current control (minimum value 1%); converter integrated into spotlight head; luminaire for through wiring; light source replaceable by an authorized professional; control gear replaceable by an authorized professional;

Light distribution



Product drawing



General

Ceiling , Surface _____

tilt max 30° _____

rotation 360° _____

black , RAL 9005 ¹ _____

Inner colour gold _____

IP20 _____

804 lm _____

LED

3500 K _____

CRI ≥ 90 _____

L80 / 50000 h _____

initial MacAdam ≤ 2 SDCM _____

R_g: 99 , R_r: 90 , R_{t(1-15)}: 89 _____

MR 0.7 _____

MDER 0.64 _____

Optical

flood _____

beam angle 40° _____

UGR ≤ 19 , $\geq 65^\circ$ <1500 cd/m² _____

PstLM ≤ 1.0 ² _____

SVM ≤ 0.4 ² _____

Electrical

DALI-2 _____

220-240 V _____

system 10.2 W _____

system 79 lm/W³ _____

PC1 _____

1 DALI Addr. _____

Physical

diameter 72 mm _____

height 108 mm _____

0.5 kg _____

¹ RAL code ² Value of containing product at full load (undimmed)
³ incl. consideration of optical losses, internal control unit losses & operating device efficiency

Installation instructions



Lighting calculator

