

SASSO 60 base round adjustable 1 lamp

ceiling

048-31309314S



Project / Type

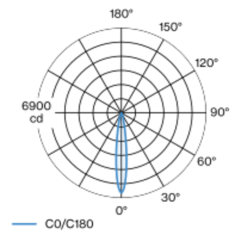
Notes

Count / Date

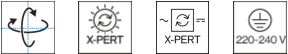
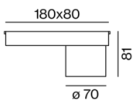


Surface mounted spotlight made of aluminium; 1 lamp; cylindrical spotlight head; surface jet black powder coated; Inner colour lacquered in matt silver; 360° rotatable and 30° tiltable; surface mounted housing in aluminium incl. converter; mounting plate with pre-assembled converter unit can be pre-mounted; luminaire housing can be attached without tools by interlock; passive cooling of the LEDs through improved heat sink geometry; with COB (Chip on Board) technology for maximum efficiency; no appearance of multiple shadows; light colour 2700 K; binning initial MacAdam ≤ 2 SDCM; CRI ≥ 90; energy efficient LEDs with high CRI; incl. high quality lens system; precise radiation characteristic with 15° beam; UGR ≤ 13; degree of protection IP20; PC1; 220-240 V; incl. DALI-2 converter; flicker-free visual comfort through analogue current control (minimum value 1%); luminaire for through wiring; light source replaceable by an authorized professional; control gear replaceable by an authorized professional;

Light distribution



Product drawing



General

Ceiling | Surface

tilt max 30°

rotation 360°

jet black | RAL 9005

Inner colour matt silver

IP20

727 lm

LED

2700 K

CRI ≥ 90

initial MacAdam ≤ 2 SDCM

R_g: 97 | R_f: 91 | R₍₁₋₁₅₎: 87

MR 0.52 | MDER 0.47

Optical

spot | beam angle 15°

UGR ≤ 13

PstLM ≤ 1.0 ¹ | SVM ≤ 0.4 ¹

Electrical

DALI-2 | 1 DALI Addr.

PC1 | 220-240 V

system 10.4 W

system 70 lm/W ²

Physical

length 180 mm | width 80 mm | height 81 mm

0.5 kg

¹ Value of containing product at full load (undimmed)
² incl. consideration of optical losses, internal control unit losses & operating device efficiency

Installation instructions



Lighting calculator



SASSO 60 base round adjustable 1 lamp

ceiling

048-31309314S



Project / Type

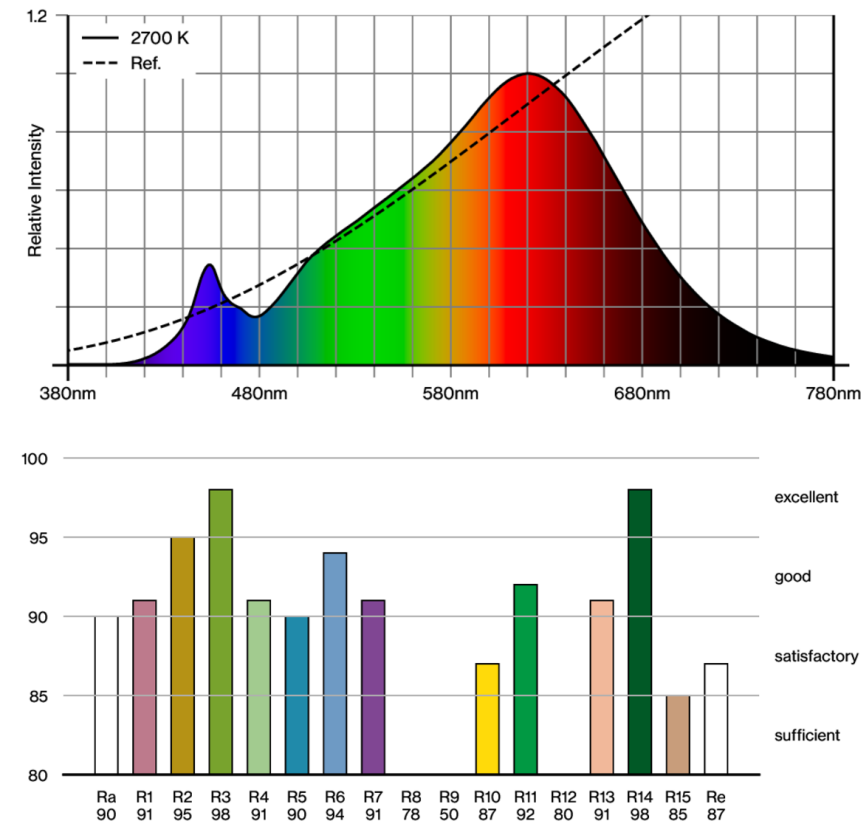
Notes

Count / Date

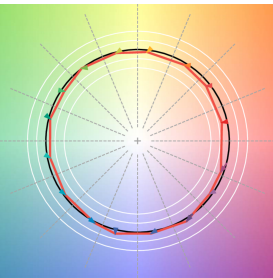
Circuit Breaker Types

Automatic Circuit Breaker Type	Number of Fixtures
B10	72
B16	115
C10	106
C16	170

Colour rendering



TM30 colour vector graphic



The black line represents the black body reference. The red line indicates the results of the test light source. The deviation from the test light source to the reference is shown and is marked by arrows. The shorter the arrows, the higher the color rendering.

