

# SASSO 60 round downlight

suspended

048-31702117M



Project / Type

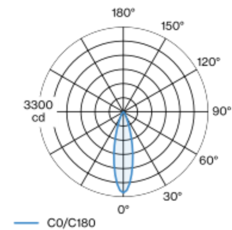
Notes

Count / Date

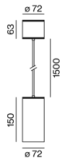


Cylindrical spotlight in die-cast aluminium; surface jet black powder coated; Inner colour lacquered in traffic white; pendant fitting with 1500mm suspension, incl. feed (black), can be individually shortened; passive cooling of the LEDs through improved heat sink geometry; with COB (Chip on Board) technology for maximum efficiency; no appearance of multiple shadows; light colour 3500 K; binning initial MacAdam  $\leq 2$  SDCM; CRI  $\geq 90$ ; min. 80% of luminous flux after 50000 operating hours; energy efficient LEDs with high CRI; incl. high quality lens system; precise radiation characteristic with 27° beam; UGR  $\leq 19$ ; degree of protection IP20; PC1; 220-240 V; incl. converter, non dimmable; converter included in canopy; canopy for through wiring; light source replaceable by an authorized professional; control gear replaceable by an authorized professional;

## Light distribution



## Product drawing



## General

Ceiling | Suspended

jet black | RAL 9005

Inner colour traffic white

IP20

941 lm

## LED

3500 K

CRI  $\geq 90$

L80 / 50000 h

initial MacAdam  $\leq 2$  SDCM

R<sub>g</sub>: 99 | R<sub>f</sub>: 90 | R<sub>t(1-15)</sub>: 89

MR 0.7 | MDER 0.64

## Optical

medium | beam angle 27°

UGR  $\leq 19$

PstLM  $\leq 1.0$  <sup>1</sup> | SVM  $\leq 0.4$  <sup>1</sup>

## Electrical

non DIM

PC1 | 220-240 V

system 10.2 W

system 92 lm/W <sup>2</sup>

## Physical

diameter 72 mm | height 150 mm

0.85 kg

<sup>1</sup> Value of containing product at full load (undimmed)  
<sup>2</sup> incl. consideration of optical losses, internal control unit losses & operating device efficiency

## Installation instructions



## Lighting calculator



# SASSO 60 round downlight

suspended

048-31702117M



Project / Type

Notes

Count / Date

## Maintenance Factors

Operating Time [h]	10 000	20 000	30 000	40 000	50 000
LLMF	0.964	0.923	0.884	0.847	0.811
LSF	1	1	1	1	1

MF

LMF × RSMF × LLMF × LSF

MF

Maintenance Factor

LMF<sup>a</sup>

Luminaire Maintenance Factor

RSMF<sup>a</sup>

Room Surface Maintenance Factor

LLMF

Lamp Lumens Maintenance Factor

LSF

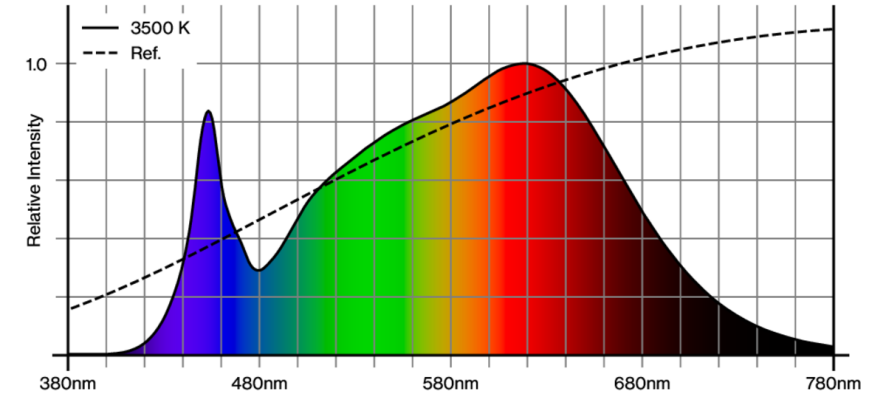
Lamp Survival Factor

<sup>a</sup> According to "CIE 97, Maintenance of indoor electric lighting systems", 2005, ISBN 3-900-734-34-8. The values must be determined by the planner.

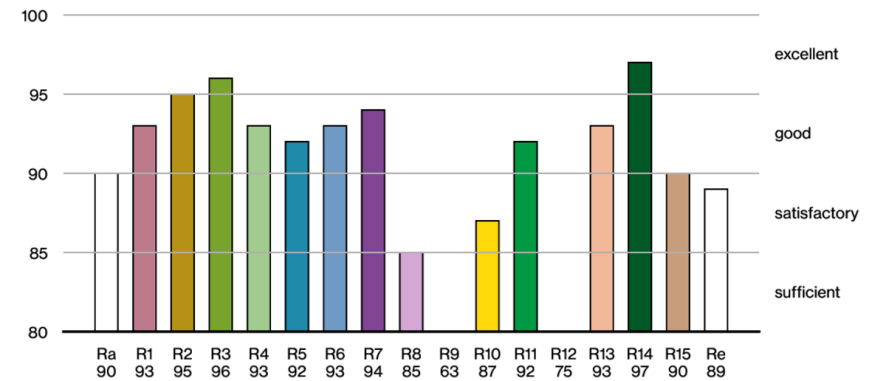
## Circuit Breaker Types

Automatic Circuit Breaker Type	Number of Fixtures
B10	46
B13	59
B16	74
B20	92
C10	74
C13	94
C16	119
C20	149

## Colour rendering



## CRI/R<sub>a</sub> ≥ 92 R<sub>e</sub> ≥ 89 (3500 K)



# SASSO 60 round downlight

suspended

048-31702117M

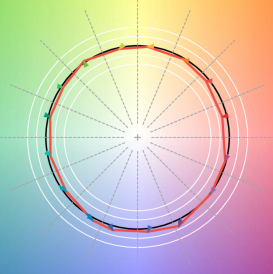


Project / Type

Notes

Count / Date

## TM30 colour vector graphic



The black line represents the black body reference. The red line indicates the results of the test light source. The deviation from the test light source to the reference is shown and is marked by arrows. The shorter the arrows, the higher the color rendering.