

SASSO 60 round downlight

suspended

048-31700371M



Project / Type

Notes

Count / Date



Cylindrical spotlight in die-cast aluminium; surface traffic white powder coated; Inner colour lacquered in jet black; pendant fitting with 1500mm suspension, incl. feed (white), can be individually shortened; passive cooling of the LEDs through improved heat sink geometry; with COB (Chip on Board) technology for maximum efficiency; no appearance of multiple shadows; light colour 3000 K; binning initial MacAdam ≤ 2 SDCM; CRI ≥ 90 ; min. 80% of luminous flux after 50000 operating hours; energy efficient LEDs with high CRI; incl. high quality lens system; precise radiation characteristic with 26° beam; UGR ≤ 16 ; degree of protection IP20; PC1; 220-240 V; incl. DALI-2 converter; flicker-free visual comfort through analogue current control (minimum value 1%); converter included in canopy; canopy for through wiring; light source replaceable by an authorized professional; control gear replaceable by an authorized professional;



General

Ceiling | Suspended

traffic white | RAL 9016

Inner colour jet black

IP20

831 lm

LED

3000 K

CRI ≥ 90

L80 / 50000 h

initial MacAdam ≤ 2 SDCM

R_g: 99 | R_f: 90 | R_{t(1-15)}: 87

MR 0.6 | MDER 0.54

Optical

medium | beam angle 26°

UGR ≤ 16

PstLM ≤ 1.0 ¹ | SVM ≤ 0.4 ¹

Electrical

DALI-2 | 1 DALI Addr.

PC1 | 220-240 V

system 10.2 W

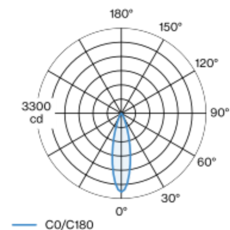
system 81 lm/W²

Physical

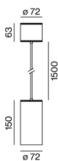
diameter 72 mm | height 150 mm

0.85 kg

Light distribution



Product drawing



¹ Value of containing product at full load (undimmed)
² incl. consideration of optical losses, internal control unit losses & operating device efficiency

Installation instructions



Lighting calculator



SASSO 60 round downlight

suspended

048-31700371M



Project / Type

Notes

Count / Date

Maintenance Factors

Operating Time [h]	10 000	20 000	30 000	40 000	50 000
LLMF	0.964	0.923	0.884	0.847	0.811
LSF	1	1	1	1	1

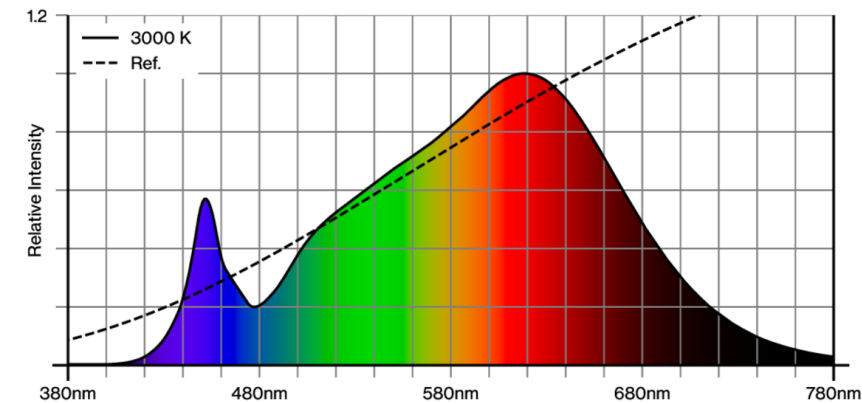
MF	LMF × RSMF × LLMF × LSF	RSMF ^a	Room Surface Maintenance Factor
MF	Maintenance Factor	LLMF	Lamp Lumens Maintenance Factor
LMF ^a	Luminaire Maintenance Factor	LSF	Lamp Survival Factor

^a According to "CIE 97, Maintenance of indoor electric lighting systems", 2005, ISBN 3-900-734-34-8. The values must be determined by the planner.

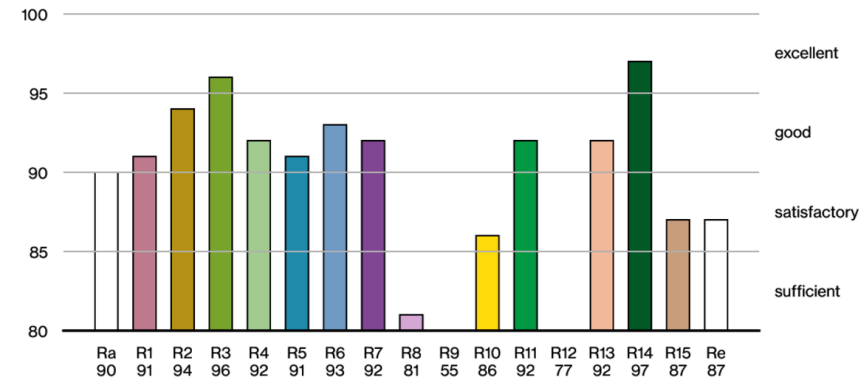
Circuit Breaker Types

Automatic Circuit Breaker Type	Number of Fixtures
B10	39
B16	63
B20	78
C10	63
C16	100
C20	125

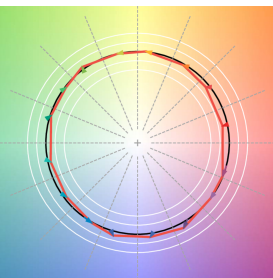
Colour rendering



CRI/R_a ≥ 91 R_e ≥ 87 (3000 K)



TM30 colour vector graphic



The black line represents the black body reference. The red line indicates the results of the test light source. The deviation from the test light source to the reference is shown and is marked by arrows. The shorter the arrows, the higher the color rendering.



[048-31700371M] The technical data represent rated values for an ambient temperature of 25°C. The data values for the luminous flux are initially subject to a tolerance of +/- 10%, those for the electrical connected load are initially subject to a tolerance of +/- 10%, and those for the colour temperature are initially subject to a tolerance of +/- 150 K. No liability is assumed for typographical or printing errors. The general terms and conditions of XAL GmbH apply.
© XAL GmbH · Auer-Welsbach-Gasse 36 · 8055 Graz · Austria · www.xal.com

10.08.2025