

# SASSO 60 round downlight

suspended

048-31709114M



Project / Type

Notes

Count / Date



Cylindrical spotlight in die-cast aluminium; surface jet black powder coated; Inner colour lacquered in matt silver; pendant fitting with 1500mm suspension, incl. feed (black), can be individually shortened; passive cooling of the LEDs through improved heat sink geometry; with COB (Chip on Board) technology for maximum efficiency; no appearance of multiple shadows; light colour 2700 K; binning initial MacAdam  $\leq 2$  SDCM; CRI  $\geq 90$ ; min. 80% of luminous flux after 50000 operating hours; energy efficient LEDs with high CRI; incl. high quality lens system; precise radiation characteristic with 26° beam; UGR  $\leq 16$ ; degree of protection IP20; PC1; 220-240 V; incl. converter, non dimmable; converter included in canopy; canopy for through wiring; light source replaceable by an authorized professional; control gear replaceable by an authorized professional;



### General

Ceiling | Suspended

jet black | RAL 9005

Inner colour matt silver

IP20

882 lm

### LED

2700 K

CRI  $\geq 90$

L80 / 50000 h

initial MacAdam  $\leq 2$  SDCM

R<sub>g</sub>: 97 | R<sub>r</sub>: 91 | R<sub>f(1-15)</sub>: 87

MR 0.52 | MDER 0.47

### Optical

medium | beam angle 26°

UGR  $\leq 16$

P<sub>stLM</sub>  $\leq 1.0$  <sup>1</sup> | SVM  $\leq 0.4$  <sup>1</sup>

### Electrical

non DIM

PC1 | 220-240 V

system 10.2 W

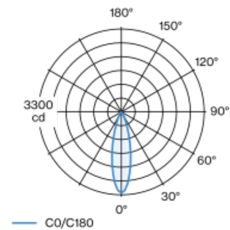
system 86 lm/W <sup>2</sup>

### Physical

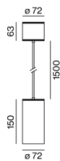
diameter 72 mm | height 150 mm

0.85 kg

### Light distribution



### Product drawing



<sup>1</sup> Value of containing product at full load (undimmed)  
<sup>2</sup> incl. consideration of optical losses, internal control unit losses & operating device efficiency

### Installation instructions



### Lighting calculator



# SASSO 60 round downlight

suspended

048-31709114M



Project / Type

Notes

Count / Date

## Maintenance Factors

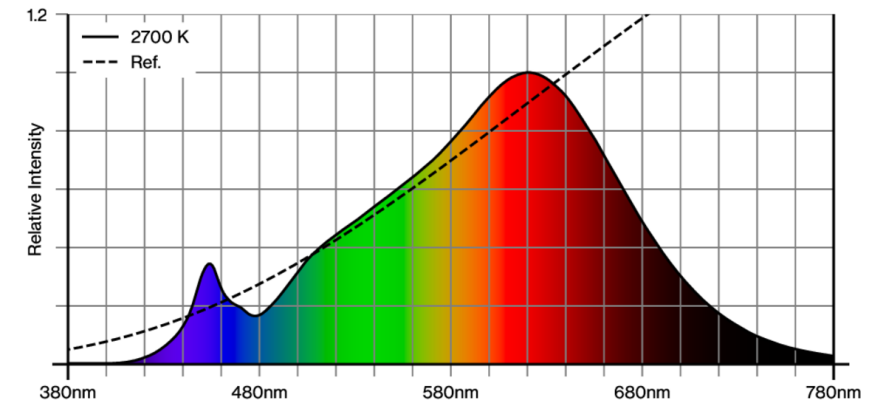
Operating Time [h]	10 000	20 000	30 000	40 000	50 000
LLMF	0.964	0.923	0.884	0.847	0.811
LSF	1	1	1	1	1
MF	LMF × RSMF × LLMF × LSF		RSMF <sup>a</sup> Room Surface Maintenance Factor		
MF	Maintenance Factor		LLMF Lamp Lumens Maintenance Factor		
LMF <sup>a</sup>	Luminaire Maintenance Factor		LSF Lamp Survival Factor		

<sup>a</sup> According to "CIE 97, Maintenance of indoor electric lighting systems", 2005, ISBN 3-900-734-34-8. The values must be determined by the planner.

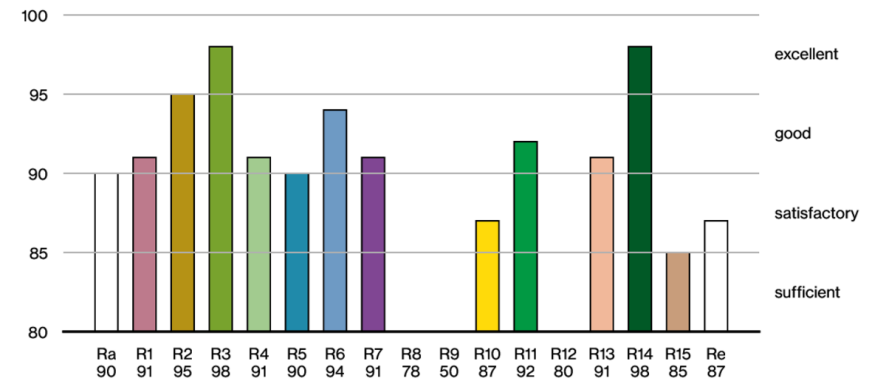
## Circuit Breaker Types

Automatic Circuit Breaker Type	Number of Fixtures
B10	46
B13	59
B16	74
B20	92
C10	74
C13	94
C16	119
C20	149

## Colour rendering



## CRI/R<sub>a</sub> ≥ 91 R<sub>e</sub> ≥ 87 (2700 K)



# SASSO 60 round downlight

suspended

048-31709114M

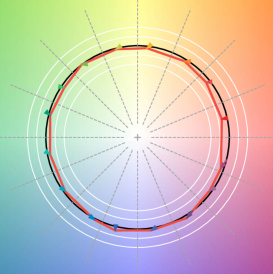


Project / Type

Notes

Count / Date

## TM30 colour vector graphic



The black line represents the black body reference. The red line indicates the results of the test light source. The deviation from the test light source to the reference is shown and is marked by arrows. The shorter the arrows, the higher the color rendering.