

SASSO 60 square wallwasher/floor

ceiling

048-36100177W



Project / Type

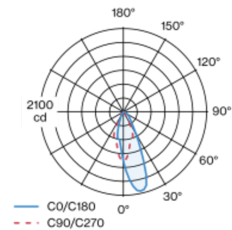
Notes

Count / Date



Square ceiling mounted spotlight made of aluminium; surface traffic white powder coated; Inner colour lacquered in traffic white; luminaire housing can be attached to mounting plate without tools by interlock; passive cooling of the LEDs through improved heat sink geometry; no multiple shadows; light colour 3000 K; binning initial MacAdam ≤ 3 SDCM; CRI ≥ 90 ; min. 85% of luminous flux after 50000 operating hours; energy efficient LEDs with high CRI; with specially computed, asymmetrical reflector for homogeneous lighting intensity; high quality reflector with micro-faceted, aluminum-vaporised surface; degree of protection IP20; PC1; 220-240 V; incl. converter, non dimmable; converter integrated into spotlight head; luminaire for through wiring; light source replaceable by an authorized professional; control gear replaceable by an authorized professional;

Light distribution



Product drawing



General

Ceiling | Surface

traffic white | RAL 9016

Inner colour traffic white

IP20

1060 lm

LED

3000 K

CRI ≥ 90

L85 / 50000 h

initial MacAdam ≤ 3 SDCM

R_g: 99 | R_f: 91 | R_{f(1-15)}: 89

MR 0.61 | MDER 0.55

Optical

wallwasher floor

PstLM ≤ 1.0 ¹ | SVM ≤ 0.4 ¹

Electrical

non DIM

PC1 | 220-240 V

system 10.4 W

system 102 lm/W ²

Physical

length 72 mm | width 72 mm | height 108 mm

0.5 kg

¹ Value of containing product at full load (undimmed)
² incl. consideration of optical losses, internal control unit losses & operating device efficiency

Installation instructions



Lighting calculator



SASSO 60 square wallwasher/floor

ceiling

048-36100177W



Project / Type

Notes

Count / Date

Maintenance Factors

Operating Time [h]	10 000	20 000	30 000	40 000	50 000
LLMF	0.982	0.954	0.926	0.899	0.873
LSF	1	1	1	1	1

MF

LMF × RSMF × LLMF × LSF

MF

Maintenance Factor

LMF^a

Luminaire Maintenance Factor

RSMF^a

Room Surface Maintenance Factor

LLMF

Lamp Lumens Maintenance Factor

LSF

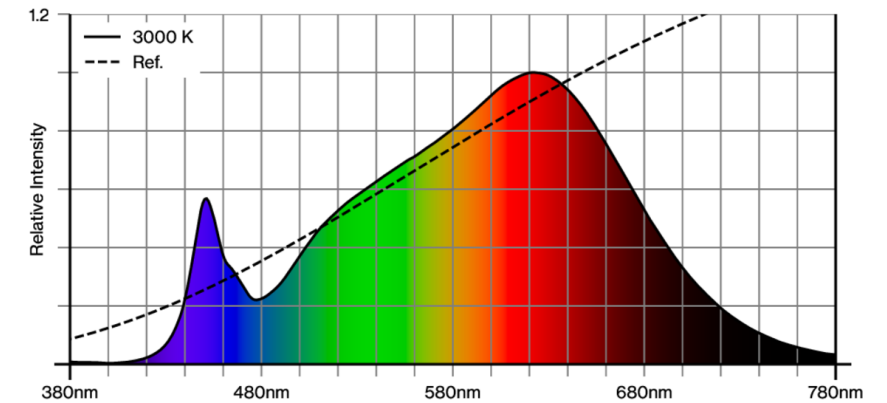
Lamp Survival Factor

^a According to "CIE 97, Maintenance of indoor electric lighting systems", 2005, ISBN 3-900-734-34-8. The values must be determined by the planner.

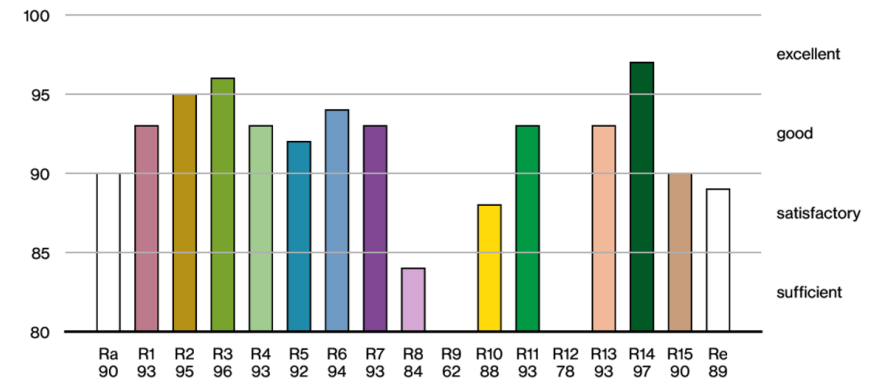
Circuit Breaker Types

Automatic Circuit Breaker Type	Number of Fixtures
B10	46
B13	59
B16	74
B20	92
C10	74
C13	94
C16	119
C20	149

Colour rendering



CRI/R_a ≥ 92 R_e ≥ 89 (3000 K)



SASSO 60 square wallwasher/floor

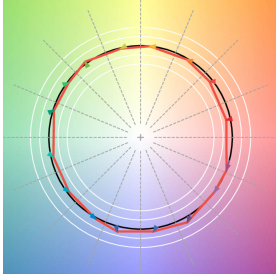
ceiling

048-36100177W



Project / Type	
Notes	
Count / Date	

TM30 colour vector graphic



The black line represents the black body reference. The red line indicates the results of the test light source. The deviation from the test light source to the reference is shown and is marked by arrows. The shorter the arrows, the higher the color rendering.