

SASSO 60 round wallwasher/floor

ceiling

048-37109119W



Project / Type

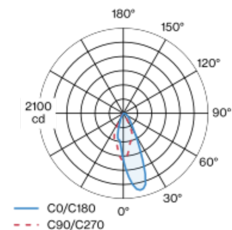
Notes

Count / Date



Cylindrical surface mounted spotlight in die-cast aluminium; suitable for ceiling mounting; surface jet black powder coated; Inner colour lacquered in gold dust; 360° rotatable; luminaire housing can be attached to mounting plate without tools by interlock; passive cooling of the LEDs through improved heat sink geometry; no multiple shadows; light colour 2700 K; binning initial MacAdam ≤ 3 SDCM; CRI ≥ 90; min. 85% of luminous flux after 50000 operating hours; energy efficient LEDs with high CRI; with specially computed, asymmetrical reflector for homogeneous lighting intensity; high quality reflector with micro-faceted, aluminum-vaporised surface; degree of protection IP20; PC1; 220-240 V; incl. converter, non dimmable; converter integrated into spotlight head; luminaire for through wiring; light source replaceable by an authorized professional; control gear replaceable by an authorized professional;

Light distribution



Product drawing



General

Ceiling | Surface

rotation 360°

jet black | RAL 9005

Inner colour gold dust

IP20

992 lm

LED

2700 K

CRI ≥ 90

L85 / 50000 h

initial MacAdam ≤ 3 SDCM

R_g: 101 | R_r: 90 | R_{t(1-5)}: 88

MR 0.51 | MDER 0.46

Optical

wallwasher floor

PstLM ≤ 1.0 ¹ | SVM ≤ 0.4 ¹

Electrical

non DIM

PC1 | 220-240 V

system 10.4 W

system 95 lm/W ²

Physical

diameter 72 mm | height 108 mm

0.5 kg

¹ Value of containing product at full load (undimmed)
² incl. consideration of optical losses, internal control unit losses & operating device efficiency

Installation instructions



Lighting calculator



SASSO 60 round wallwasher/floor

ceiling

048-37109119W



Project / Type

Notes

Count / Date

Maintenance Factors

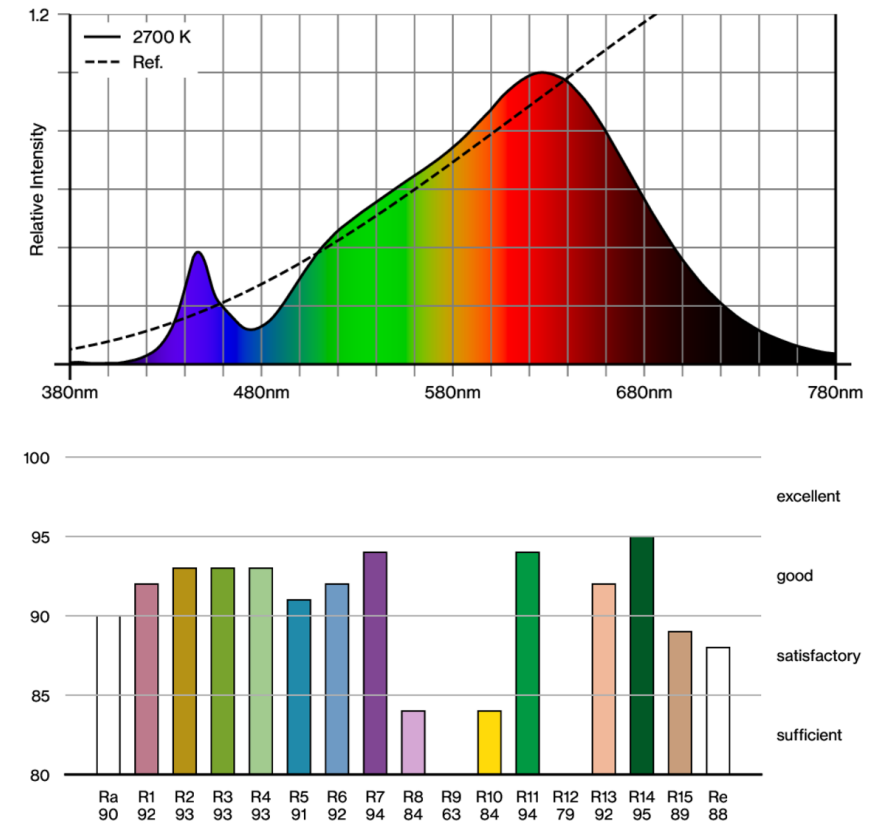
Operating Time [h]	10 000	20 000	30 000	40 000	50 000
LLMF	0.982	0.954	0.926	0.899	0.873
LSF	1	1	1	1	1
MF	LMF × RSMF × LLMF × LSF		RSMF ^a Room Surface Maintenance Factor		
MF	Maintenance Factor		LLMF Lamp Lumens Maintenance Factor		
LMF ^a	Luminaire Maintenance Factor		LSF Lamp Survival Factor		

^a According to "CIE 97, Maintenance of indoor electric lighting systems", 2005, ISBN 3-900-734-34-8. The values must be determined by the planner.

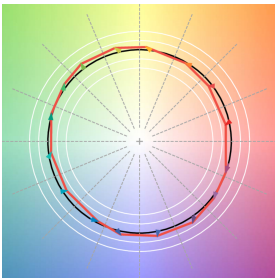
Circuit Breaker Types

Automatic Circuit Breaker Type	Number of Fixtures
B10	46
B13	59
B16	74
B20	92
C10	74
C13	94
C16	119
C20	149

Colour rendering



TM30 colour vector graphic



The black line represents the black body reference. The red line indicates the results of the test light source. The deviation from the test light source to the reference is shown and is marked by arrows. The shorter the arrows, the higher the color rendering.

