

# OPAL JUT-OUT

MOVE IT PRO


086-6150730 086-6050000J



Project / Type

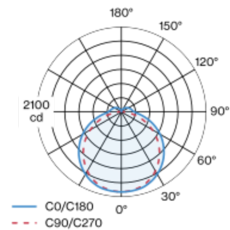
Notes

Count / Date




Linear light inset made of plastic; light inset, incl. high power adapter + converter can be installed flexibly and without tools; protruding from profile system; power supplied via MOVE IT PRO system track profile; equipped with specially computed lenses; completely homogeneously illuminated, satin PMMA cover; passive cooling of the LEDs through improved heat sink geometry; light colour 3500 K; binning initial MacAdam  $\leq 3$  SDCM; CRI  $\geq 80$ ; min. 90% of luminous flux after 50000 operating hours; energy efficient LEDs with high CRI; degree of protection IP20; PC2; 220-240 V; DALI single control; flicker-free visual comfort through analogue current control (minimum value 1%); light source replaceable by an authorized professional; control gear replaceable by an authorized professional;

## Light distribution



## Product drawing



## General

Ceiling | Track

IP20

7080 lm

2360 lm/m

## LED

3500 K

CRI  $\geq 80$

L90 / 50000 h

initial MacAdam  $\leq 3$  SDCM

MR 0.62 | MDER 0.57

## Optical

Opal | opal (lambertsch)

PstLM  $\leq 1.0$ <sup>1</sup> | SVM  $\leq 0.4$ <sup>1</sup>

## Electrical

DALI-2 | 1 DALI Addr.

PC2 | 220-240 V

system 46 W

system 154 lm/W<sup>2</sup>

15 W/m

## Physical

length 3000 mm | width 43 mm | height 21 mm

<sup>1</sup> Value of containing product at full load (undimmed)  
<sup>2</sup> incl. consideration of optical losses, internal control unit losses & operating device efficiency

## Installation instructions



## Lighting calculator

