

OPAL JUT-OUT

MOVE IT PRO


086-6120030 086-6020000J



Project / Type

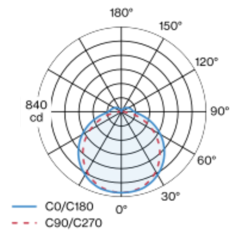
Notes

Count / Date




Linear light inset made of plastic; light inset, incl. high power adapter + converter can be installed flexibly and without tools; protruding from profile system; power supplied via MOVE IT PRO system track profile; equipped with specially computed lenses; completely homogeneously illuminated, satin PMMA cover; passive cooling of the LEDs through improved heat sink geometry; light colour 3000 K; binning initial MacAdam ≤ 3 SDCM; CRI ≥ 90 ; min. 90% of luminous flux after 50000 operating hours; energy efficient LEDs with high CRI; degree of protection IP20; PC2; 220-240 V; DALI single control; flicker-free visual comfort through analogue current control (minimum value 1%); light source replaceable by an authorized professional; control gear replaceable by an authorized professional;

Light distribution



Product drawing



General

Ceiling | Track

IP20

2860 lm

1900 lm/m

LED

3000 K

CRI ≥ 90

L90 / 50000 h

initial MacAdam ≤ 3 SDCM

R_g: 99 | R_f: 91 | R₍₁₋₁₅₎: 89

MR 0.61 | MDER 0.55

Optical

Opal | opal (lambertsch)

PstLM ≤ 1.0 ¹ | SVM ≤ 0.4 ¹

Electrical

DALI-2 | 1 DALI Addr.

PC2 | 220-240 V

system 26.4 W

system 108 lm/W ²

18 W/m

Physical

length 1500 mm | width 43 mm | height 21 mm

¹ Value of containing product at full load (undimmed)
² incl. consideration of optical losses, internal control unit losses & operating device efficiency

Installation instructions



Lighting calculator



OPAL JUT-OUT

MOVE IT PRO
086-6120030 086-6020000J



Project / Type

Notes

Count / Date

Maintenance Factors

Operating Time [h]	10 000	20 000	30 000	40 000	50 000
LLMF	0.98	0.96	0.94	0.92	0.9
LSF	1	1	1	1	1
MF	LMF × RSMF × LLMF × LSF		RSMF ^a	Room Surface Maintenance Factor	
MF	Maintenance Factor		LLMF	Lamp Lumens Maintenance Factor	
LMF ^a	Luminaire Maintenance Factor		LSF	Lamp Survival Factor	

^a According to "CIE 97, Maintenance of indoor electric lighting systems", 2005, ISBN 3-900-734-34-8. The values must be determined by the planner.

Circuit Breaker Types

Automatic Circuit Breaker Type	Number of Fixtures
B10	17
B13	22
B16	28
C10	22
C13	27
C16	35

Components

OPAL COVER JUT OUT

Ø (MM)	ARTICLE NUMBER(S)
1499	086-6020000J

Mounting accessories

END CAPS

TYPE	COLOUR	ARTICLE NUMBER(S)
1 pair for opal jut out	traffic white	086-6091317
1 pair for opal jut out	jet black	086-6091318

