

OPAL JUT-OUT

MOVE IT PRO


086-6130130 086-6030000J



Project / Type

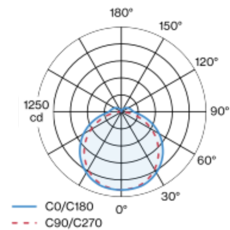
Notes

Count / Date




Linear light inset made of plastic; light inset, incl. high power adapter + converter can be installed flexibly and without tools; protruding from profile system; power supplied via MOVE IT PRO system track profile; equipped with specially computed lenses; completely homogeneously illuminated, satin PMMA cover; passive cooling of the LEDs through improved heat sink geometry; light colour 4000 K; binning initial MacAdam ≤ 3 SDCM; CRI ≥ 90 ; min. 90% of luminous flux after 50000 operating hours; energy efficient LEDs with high CRI; degree of protection IP20; PC2; 220-240 V; DALI single control; flicker-free visual comfort through analogue current control (minimum value 1%); light source replaceable by an authorized professional; control gear replaceable by an authorized professional;

Light distribution



Product drawing



General

Ceiling | Track

IP20

4110 lm

2060 lm/m

LED

4000 K

CRI ≥ 90

L90 / 50000 h

initial MacAdam ≤ 3 SDCM

R_g: 99 | R_f: 92 | R₍₁₋₁₅₎: 90

MR 0.81 | MDER 0.74

Optical

Opal | opal (lambertsch)

PstLM ≤ 1.0 ¹ | SVM ≤ 0.4 ¹

Electrical

DALI-2 | 1 DALI Addr.

PC2 | 220-240 V

system 33 W

system 125 lm/W ²

17 W/m

Physical

length 2000 mm | width 43 mm | height 21 mm

¹ Value of containing product at full load (undimmed)
² incl. consideration of optical losses, internal control unit losses & operating device efficiency

Installation instructions



Lighting calculator

