

# MINO 40 high lumen

ceiling / suspended system

042-0122037 006-4210010H 042-100201G



Project / Type

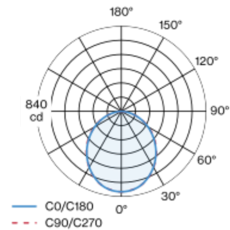
Notes

Count / Date

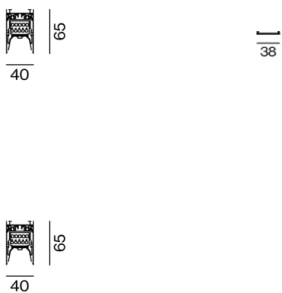


Luminaire housing made of extruded aluminium profile; angular design; for continuous lighting systems; light tight final end caps made of aluminium (available as an accessory); no visible screws; surface white aluminium powder coated; for ceiling surface mounting or suspended mounting (1500 mm cable suspension as an accessory); height adjustment without tools; luminaire profile can be pre-mounted; pre-assembled power rail for power supply in luminaire profile; voltage tap of the light inset on the power rail; remaining lamp components mounted without tools; LED light inset consisting of highly reflective lacquered aluminium for improved thermal management; light colour 3000 K; binning initial MacAdam  $\leq 3$  SDCM; CRI  $\geq 90$ ; min. 90% of luminous flux after 50000 operating hours; energy efficient LEDs with high CRI; micro prismatic PMMA diffuser incl. diffuser film for homogeneous illumination and reduced luminance; degree of protection IP20; PC1; 220-240 V; internal wiring in light halogen free; incl. DALI-2 converter; accessories are listed separately; light source replaceable by an authorized professional; control gear replaceable by an authorized professional;

## Light distribution



## Product drawing



## General

Ceiling | Suspended

white aluminium | RAL 9006

IP20

2100 lm

2100 lm/m

## LED

3000 K

CRI  $\geq 90$

L90 / 50000 h

initial MacAdam  $\leq 3$  SDCM

R<sub>g</sub>: 99 | R<sub>f</sub>: 91 | R<sub>fl-15</sub>: 89

MR 0.61 | MDER 0.55

## Optical

High Performance Opal | opal (lambertsch)

PstLM  $\leq 1.0$  <sup>1</sup> | SVM  $\leq 0.4$  <sup>1</sup>

## Electrical

DALI-2 | 1 DALI Addr.

PC1 | 220-240 V

system 18.5 W

system 114 lm/W <sup>2</sup>

18 W/m

## Physical

length 1000 mm | width 40 mm | height 65 mm

1.97 kg

<sup>1</sup> Value of containing product at full load (undimmed)  
<sup>2</sup> incl. consideration of optical losses, internal control unit losses & operating device efficiency

## Installation instructions



## Lighting calculator



# MINO 40 high lumen

ceiling / suspended system

042-0122037 006-4210010H 042-100201G



Project / Type

Notes

Count / Date

## Maintenance Factors

Operating Time [h]	10 000	20 000	30 000	40 000	50 000
LLMF	0.98	0.96	0.94	0.92	0.9
LSF	1	1	1	1	1
MF	LMF × RSMF × LLMF × LSF		RSMF <sup>a</sup> Room Surface Maintenance Factor		
MF	Maintenance Factor		LLMF Lamp Lumens Maintenance Factor		
LMF <sup>a</sup>	Luminaire Maintenance Factor		LSF Lamp Survival Factor		

<sup>a</sup> According to "CIE 97, Maintenance of indoor electric lighting systems", 2005, ISBN 3-900-734-34-8. The values must be determined by the planner.

## Circuit Breaker Types

Automatic Circuit Breaker Type	Number of Fixtures
B10	13
B13	17
B16	21
B20	27
C10	21
C13	28
C16	35
C20	45

## Components


### LINEAR COVER

TYPE	ARTICLE NUMBER(S)
opal	006-4210010H



### INSTALLATION CHANNEL

COLOUR	L-W-H (MM)	ARTICLE NUMBER(S)
white aluminium	1000-40-65	042-100201G



## Mounting accessories

### END CAPS

TYPE	COLOUR	L-W-H (MM)	ARTICLE NUMBER(S)
1 pair	pure white	65-40-4	042-1090017
1 pair	jet black	65-40-4	042-1090018
1 pair	white aluminium	65-40-4	042-109001G
1 pair	special colours	65-40-4	042-109001X
1 pair	traffic white	65-40-4	042-109001W



# MINO 40 high lumen

ceiling / suspended system

042-0122037 006-4210010H 042-100201G



Project / Type

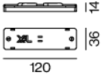
Notes

Count / Date

## Mounting accessories

### LINEAR CONNECTOR

TYPE	COLOUR	L-W-H (MM)	ARTICLE NUMBER(S)
mechanical	jet black	120-36-14	042-7091110
mechanical & electrical	jet black	120-36-14	042-7091230



### OPAL COVER LINEAR CONNECTOR

COLOUR	L-W-H (MM)	ARTICLE NUMBER(S)
pure white	120-36-14	042-1091910



### MICROPRISMATIC COVER LINEAR CONNECTOR

COLOUR	L-W-H (MM)	ARTICLE NUMBER(S)
pure white	120-36-14	042-1091810



## Mounting accessories

### CEILING FASTENER

COLOUR	L-W-H (MM)	ARTICLE NUMBER(S)
traffic white	67-31-8	050-2041117
jet black	67-31-8	050-2041118



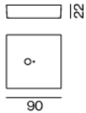

### CABLE SUSPENSION

COLOUR	ARTICLE NUMBER(S)
chrome	005-2152110



### CANOPY

COLOUR	L-W-H (MM)	ARTICLE NUMBER(S)
traffic white	90-90-22	005-2311217
jet black	90-90-22	005-2311218



# MINO 40 high lumen

ceiling / suspended system

042-0122037 006-4210010H 042-100201G



Project / Type

Notes

Count / Date

## Electrical accessories

### POWER FEEDER UNIT

L-W-H (MM)	ARTICLE NUMBER(S)
80-36-17	042-1093230



## Electrical accessories

### FEEDER CABLE


COLOUR	ARTICLE NUMBER(S)
pure white	005-2412417
jet black	005-2412418



## Optical accessories

### BLIND COVER


COLOUR	ARTICLE NUMBER(S)
traffic white	006-4210017B
jet black	006-4210018B
white aluminium	006-421001GB
traffic white	006-4220017B
jet black	006-4220018B
white aluminium	006-422001GB
traffic white	006-4230017B
jet black	006-4230018B
white aluminium	006-423001GB
special colours	006-421001XB
special colours	006-422001XB
special colours	006-423001XB



1  
38

### CONTINUOUS LINEAR COVER

ARTICLE NUMBER(S)
006-2225010H
006-2206010H



# MINO 40 high lumen

ceiling / suspended system

042-0122037 006-4210010H 042-100201G

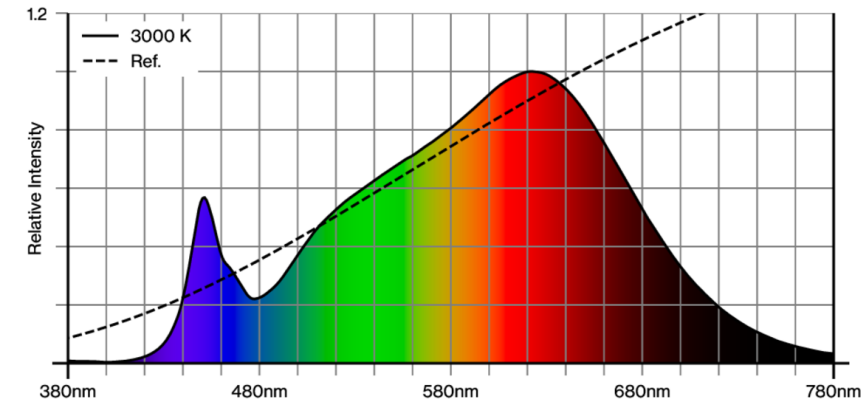


Project / Type

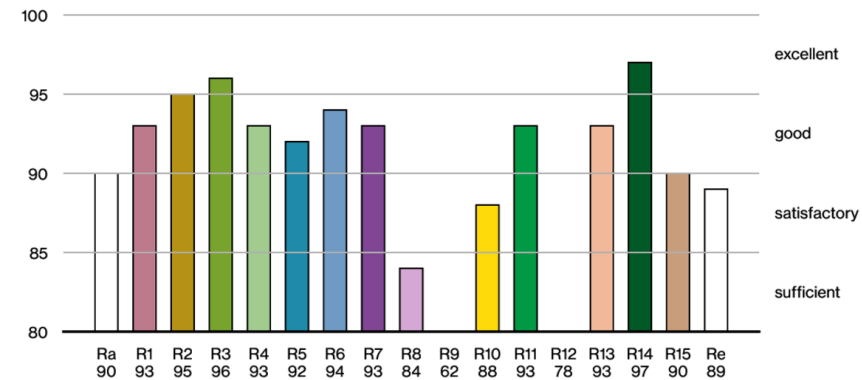
Notes

Count / Date

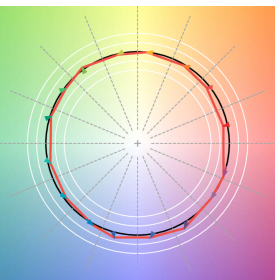
### Colour rendering



CRI/R<sub>a</sub> ≥ 92 R<sub>e</sub> ≥ 89 (3000 K)



### TM30 colour vector graphic



The black line represents the black body reference. The red line indicates the results of the test light source. The deviation from the test light source to the reference is shown and is marked by arrows. The shorter the arrows, the higher the color rendering.

