

# FRAME 40 high lumen

trim system

042-0126137 006-4230010Z 042-7006017



Project / Type

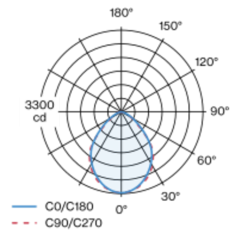
Notes

Count / Date

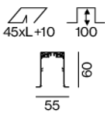
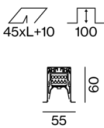


Luminaire housing made of extruded aluminium profile; recessed light with wrap around edge; for continuous lighting systems; suitable for ceiling thickness of 8-25 mm; surface traffic white powder coated; luminaire profile can be pre-mounted; pre-assembled power rail for power supply in luminaire profile; voltage tap of the light inset on the power rail; remaining lamp components mounted without tools; LED light inset consisting of highly reflective lacquered aluminium for improved thermal management; light colour 4000 K; binning initial MacAdam  $\leq 3$  SDCM; CRI  $\geq 90$ ; min. 90% of luminous flux after 50000 operating hours; energy efficient LEDs with high CRI; degree of protection IP20; PC1; 220-240 V; internal wiring in light halogen free; incl. DALI-2 converter; accessories are listed separately; light source replaceable by an authorized professional; control gear replaceable by an authorized professional;

## Light distribution



## Product drawing



### General

Ceiling | Recessed

traffic white | RAL 9016

IP20

6000 lm

2000 lm/m

### LED

4000 K

CRI  $\geq 90$

L90 / 50000 h

initial MacAdam  $\leq 3$  SDCM

R<sub>g</sub>: 99 | R<sub>f</sub>: 92 | R<sub>i(1-15)</sub>: 90

MR 0.81 | MDER 0.74

### Optical

Microprismatic | microprismatic

PstLM  $\leq 1.0$  <sup>1</sup> | SVM  $\leq 0.4$  <sup>1</sup>

### Electrical

DALI-2 | 1 DALI Addr.

PC1 | 220-240 V

system 54 W

system 111 lm/W <sup>2</sup>

18 W/m

### Physical

trim

length 3000 mm | width 55 mm | height 60 mm

4.6 kg

not breakable

### Cutout

length 3010 mm | width 45 mm

min. ceiling thickness 8 mm | max. ceiling thickness 25 mm

recessed depth 100 mm

<sup>1</sup> Value of containing product at full load (undimmed)  
<sup>2</sup> incl. consideration of optical losses, internal control unit losses & operating device efficiency

## Installation instructions



## Lighting calculator



# FRAME 40 high lumen

trim system

042-0126137 006-4230010Z 042-7006017



Project / Type	
Notes	
Count / Date	

## Maintenance Factors

Operating Time [h]	10 000	20 000	30 000	40 000	50 000
LLMF	0.98	0.96	0.94	0.92	0.9
LSF	1	1	1	1	1
MF	LMF × RSMF × LLMF × LSF		RSMF <sup>a</sup> Room Surface Maintenance Factor		
MF	Maintenance Factor		LLMF Lamp Lumens Maintenance Factor		
LMF <sup>a</sup>	Luminaire Maintenance Factor		LSF Lamp Survival Factor		

<sup>a</sup> According to "CIE 97, Maintenance of indoor electric lighting systems", 2005, ISBN 3-900-734-34-8. The values must be determined by the planner.


## Circuit Breaker Types

Automatic Circuit Breaker Type	Number of Fixtures
B10	13
B13	17
B16	21
B20	27
C10	21
C13	28
C16	35
C20	45

## Components

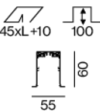
### LINEAR COVER

TYPE	ARTICLE NUMBER(S)
microprismatic	006-4230010Z



### INSTALLATION CHANNEL with trim

COLOUR	L-W-H (MM)	ARTICLE NUMBER(S)
traffic white	3000-55-60	042-7006017



## Mounting accessories

### END CAPS recessed trim

TYPE	COLOUR	L-W-H (MM)	ARTICLE NUMBER(S)
1 pair	traffic white	55-60-8	042-7090017
1 pair	white aluminium	55-60-8	042-709001G
1 pair	jet black	55-60-8	042-7090018



# FRAME 40 high lumen

trim system

042-0126137 006-4230010Z 042-7006017



Project / Type

Notes

Count / Date

## Mounting accessories

### LINEAR CONNECTOR

TYPE	COLOUR	L-W-H (MM)	ARTICLE NUMBER(S)
mechanical	jet black	120-36-14	042-7091110
mechanical & electrical	jet black	120-36-14	042-7091230



### OPAL COVER LINEAR CONNECTOR

COLOUR	L-W-H (MM)	ARTICLE NUMBER(S)
pure white	120-36-14	042-1091910



### MICROPRISMATIC COVER LINEAR CONNECTOR

COLOUR	L-W-H (MM)	ARTICLE NUMBER(S)
pure white	120-36-14	042-1091810



## Mounting accessories

### MOUNTING BRACKET recessed trim

TYPE	ARTICLE NUMBER(S)
1 piece	042-7092110
25 pieces	042-7092110.25



## Mounting accessories

### INSTALLATION CHANNEL corner 90° with cover

TYPE	COLOUR	L-W-H (MM)	ARTICLE NUMBER(S)
opal high performance	traffic white	250-250-60	042-700C017H
microprismatic	traffic white	250-250-60	042-700C017Z
opal high performance	jet black	250-250-60	042-700C018H
microprismatic	jet black	250-250-60	042-700C018Z
opal high performance	white aluminium	250-250-60	042-700C01GH
microprismatic	white aluminium	250-250-60	042-700C01GZ



## Electrical accessories

### POWER FEEDER UNIT

L-W-H (MM)	ARTICLE NUMBER(S)
80-36-17	042-1093230



# FRAME 40 high lumen

trim system

042-0126137 006-4230010Z 042-7006017



Project / Type

Notes

Count / Date

## Optical accessories

### BLIND COVER

COLOUR	ARTICLE NUMBER(S)
traffic white	006-4210017B
jet black	006-4210018B
white aluminium	006-421001GB
traffic white	006-4220017B
jet black	006-4220018B
white aluminium	006-422001GB
traffic white	006-4230017B
jet black	006-4230018B
white aluminium	006-423001GB



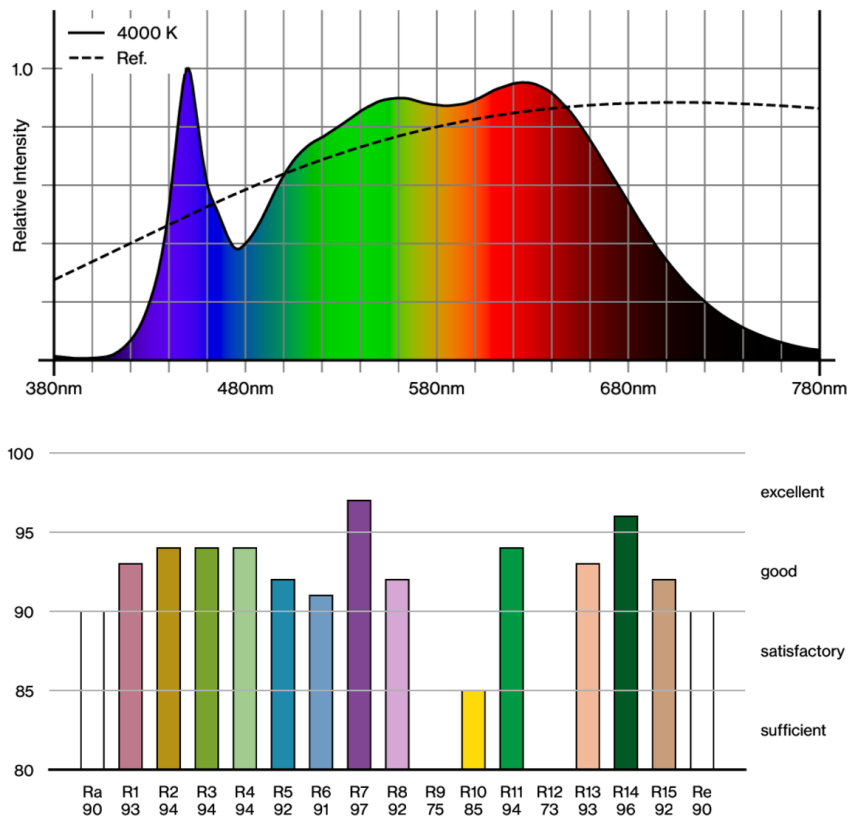
1  
38

### CONTINUOUS LINEAR COVER

ARTICLE NUMBER(S)
006-2225010H
006-2206010H



## Colour rendering



# FRAME 40 high lumen

trim system

042-0126137 006-4230010Z 042-7006017

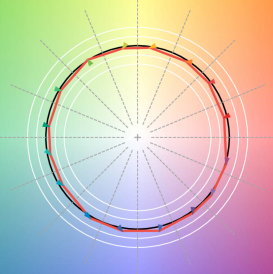


Project / Type

Notes

Count / Date

## TM30 colour vector graphic



The black line represents the black body reference. The red line indicates the results of the test light source. The deviation from the test light source to the reference is shown and is marked by arrows. The shorter the arrows, the higher the color rendering.

