

FRAME 40 high lumen

trim system

042-0126137 006-4230010Z 042-700601G



Project / Type

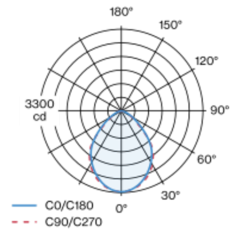
Notes

Count / Date




Luminaire housing made of extruded aluminium profile; recessed light with wrap around edge; for continuous lighting systems; suitable for ceiling thickness of 8-25 mm; surface white aluminium powder coated; luminaire profile can be pre-mounted; pre-assembled power rail for power supply in luminaire profile; voltage tap of the light inset on the power rail; remaining lamp components mounted without tools; LED light inset consisting of highly reflective lacquered aluminium for improved thermal management; light colour 4000 K; binning initial MacAdam ≤ 3 SDCM; CRI ≥ 90 ; min. 90% of luminous flux after 50000 operating hours; energy efficient LEDs with high CRI; micro prismatic PMMA diffuser incl. diffuser film for homogeneous illumination and reduced luminance; degree of protection IP20; PC1; 220-240 V; internal wiring in light halogen free; incl. DALI-2 converter; accessories are listed separately; light source replaceable by an authorized professional; control gear replaceable by an authorized professional;

Light distribution



Product drawing



General

Ceiling | Recessed

white aluminium | RAL 9006

IP20

6000 lm

2000 lm/m

LED

4000 K

CRI ≥ 90

L90 / 50000 h

initial MacAdam ≤ 3 SDCM

R_g: 99 | R_f: 92 | R_{i(1-15)}: 90

MR 0.81 | MDER 0.74

Optical

Microprismatic | microprismatic

PstLM ≤ 1.0 ¹ | SVM ≤ 0.4 ¹

Electrical

DALI-2 | 1 DALI Addr.

PC1 | 220-240 V

system 54 W

system 111 lm/W ²

18 W/m

Physical

trim

length 3000 mm | width 55 mm | height 60 mm

4.6 kg

not breakable

Cutout

length 3010 mm | width 45 mm

min. ceiling thickness 8 mm | max. ceiling thickness 25 mm

recessed depth 100 mm

¹ Value of containing product at full load (undimmed)
² incl. consideration of optical losses, internal control unit losses & operating device efficiency

Installation instructions



Lighting calculator



FRAME 40 high lumen

trim system

042-0126137 006-4230010Z 042-700601G



Project / Type _____

Notes _____

Count / Date _____

Maintenance Factors

| Operating Time [h] | 10 000 | 20 000 | 30 000 | 40 000 | 50 000 |
|--------------------|------------------------------|--------|-------------------|---------------------------------|--------|
| LLMF | 0.98 | 0.96 | 0.94 | 0.92 | 0.9 |
| LSF | 1 | 1 | 1 | 1 | 1 |
| MF | LMF × RSMF × LLMF × LSF | | RSMF ^a | Room Surface Maintenance Factor | |
| MF | Maintenance Factor | | LLMF | Lamp Lumens Maintenance Factor | |
| LMF ^a | Luminaire Maintenance Factor | | LSF | Lamp Survival Factor | |

^a According to "CIE 97, Maintenance of indoor electric lighting systems", 2005, ISBN 3-900-734-34-8. The values must be determined by the planner.


Circuit Breaker Types

| Automatic Circuit Breaker Type | Number of Fixtures |
|--------------------------------|--------------------|
| B10 | 13 |
| B13 | 17 |
| B16 | 21 |
| B20 | 27 |
| C10 | 21 |
| C13 | 28 |
| C16 | 35 |
| C20 | 45 |

Components

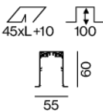

LINEAR COVER

| | |
|----------------|-------------------|
| TYPE | ARTICLE NUMBER(S) |
| microprismatic | 006-4230010Z |



INSTALLATION CHANNEL with trim

| | | |
|-----------------|------------|-------------------|
| COLOUR | L-W-H (MM) | ARTICLE NUMBER(S) |
| white aluminium | 3000-55-60 | 042-700601G |



Mounting accessories

END CAPS recessed trim

| | | | |
|--------|-----------------|------------|-------------------|
| TYPE | COLOUR | L-W-H (MM) | ARTICLE NUMBER(S) |
| 1 pair | traffic white | 55-60-8 | 042-7090017 |
| 1 pair | white aluminium | 55-60-8 | 042-709001G |
| 1 pair | jet black | 55-60-8 | 042-7090018 |



FRAME 40 high lumen

trim system

042-0126137 006-4230010Z 042-700601G



Project / Type

Notes

Count / Date

Mounting accessories

LINEAR CONNECTOR

| TYPE | COLOUR | L-W-H (MM) | ARTICLE NUMBER(S) |
|-------------------------|-----------|------------|-------------------|
| mechanical | jet black | 120-36-14 | 042-7091110 |
| mechanical & electrical | jet black | 120-36-14 | 042-7091230 |



OPAL COVER LINEAR CONNECTOR

| COLOUR | L-W-H (MM) | ARTICLE NUMBER(S) |
|------------|------------|-------------------|
| pure white | 120-36-14 | 042-1091910 |



MICROPRISMATIC COVER LINEAR CONNECTOR

| COLOUR | L-W-H (MM) | ARTICLE NUMBER(S) |
|------------|------------|-------------------|
| pure white | 120-36-14 | 042-1091810 |



Mounting accessories

MOUNTING BRACKET recessed trim

| TYPE | ARTICLE NUMBER(S) |
|-----------|-------------------|
| 1 piece | 042-7092110 |
| 25 pieces | 042-7092110.25 |



Mounting accessories

INSTALLATION CHANNEL corner 90° with cover

| TYPE | COLOUR | L-W-H (MM) | ARTICLE NUMBER(S) |
|-----------------------|-----------------|------------|-------------------|
| opal high performance | traffic white | 250-250-60 | 042-700C017H |
| microprismatic | traffic white | 250-250-60 | 042-700C017Z |
| opal high performance | jet black | 250-250-60 | 042-700C018H |
| microprismatic | jet black | 250-250-60 | 042-700C018Z |
| opal high performance | white aluminium | 250-250-60 | 042-700C01GH |
| microprismatic | white aluminium | 250-250-60 | 042-700C01GZ |



Electrical accessories

POWER FEEDER UNIT

| L-W-H (MM) | ARTICLE NUMBER(S) |
|------------|-------------------|
| 80-36-17 | 042-1093230 |



[‘042-0126137 006-4230010Z 042-700601G’] The technical data represent rated values for an ambient temperature of 25°C. The data values for the luminous flux are initially subject to a tolerance of +/- 10%, those for the electrical connected load are initially subject to a tolerance of +/- 10%, and those for the colour temperature are initially subject to a tolerance of +/- 150 K. No liability is assumed for typographical or printing errors. The general terms and conditions of XAL GmbH apply.
© XAL GmbH · Auer-Welsbach-Gasse 36 · 8055 Graz · Austria · www.xal.com

07.08.2025

FRAME 40 high lumen

trim system

042-0126137 006-4230010Z 042-700601G



Project / Type

Notes

Count / Date

Optical accessories

BLIND COVER

| COLOUR | ARTICLE NUMBER(S) |
|-----------------|-------------------|
| traffic white | 006-4210017B |
| jet black | 006-4210018B |
| white aluminium | 006-421001GB |
| traffic white | 006-4220017B |
| jet black | 006-4220018B |
| white aluminium | 006-422001GB |
| traffic white | 006-4230017B |
| jet black | 006-4230018B |
| white aluminium | 006-423001GB |



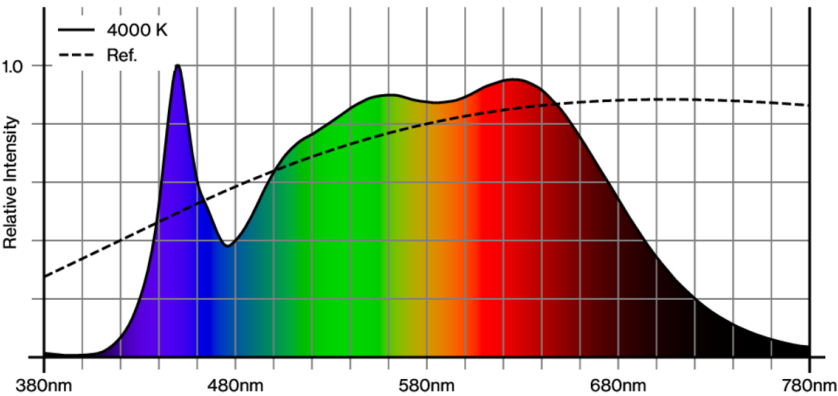
38

CONTINUOUS LINEAR COVER

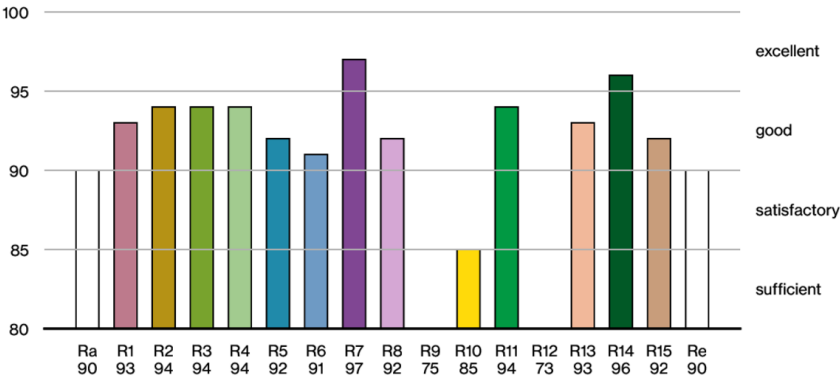
| ARTICLE NUMBER(S) |
|-------------------|
| 006-2225010H |
| 006-2206010H |



Colour rendering



CRI/R_a ≥ 93 R_e ≥ 90 (4000 K)



[‘042-0126137 006-4230010Z 042-700601G’] The technical data represent rated values for an ambient temperature of 25°C. The data values for the luminous flux are initially subject to a tolerance of +/- 10%, those for the electrical connected load are initially subject to a tolerance of +/- 10%, and those for the colour temperature are initially subject to a tolerance of +/- 150 K. No liability is assumed for typographical or printing errors. The general terms and conditions of XAL GmbH apply.
© XAL GmbH · Auer-Welsbach-Gasse 36 · 8055 Graz · Austria · www.xal.com

07.08.2025

FRAME 40 high lumen

trim system

042-0126137 006-4230010Z 042-700601G

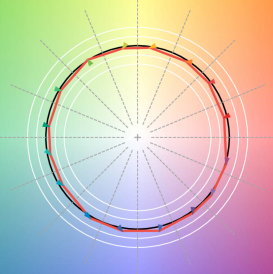


Project / Type

Notes

Count / Date

TM30 colour vector graphic



The black line represents the black body reference. The red line indicates the results of the test light source. The deviation from the test light source to the reference is shown and is marked by arrows. The shorter the arrows, the higher the color rendering.

