

# MINO 40 flex high lumen

ceiling / suspended system


042-012F037 006-4210010H 042-1002018



Project / Type

Notes

Count / Date



Luminaire housing made of extruded aluminium profile; angular design; for continuous lighting systems; light tight final end caps made of aluminium (available as an accessory); no visible screws; surface jet black powder coated; for ceiling surface mounting or suspended mounting (1500 mm cable suspension as an accessory); height adjustment without tools; luminaire profile can be pre-mounted; pre-assembled power rail for power supply in luminaire profile; voltage tap of the light inset on the power rail; remaining lamp components mounted without tools; LED light inset consisting of highly reflective lacquered aluminium for improved thermal management; light colour 3000 K; binning initial MacAdam  $\leq 3$  SDCM; CRI  $\geq 90$ ; min. 90% of luminous flux after 50000 operating hours; energy efficient LEDs with high CRI; degree of protection IP20; PC1; 220-240 V; internal wiring in light halogen free; incl. DALI-2 converter; accessories are listed separately; light source replaceable by an authorized professional; control gear replaceable by an authorized professional;



### General

Ceiling | Suspended

jet black | RAL 9005

IP20

2100 lm

2100 lm/m

### LED

3000 K

CRI  $\geq 90$

L90 / 50000 h

initial MacAdam  $\leq 3$  SDCM

R<sub>g</sub>: 99 | R<sub>f</sub>: 91 | R<sub>h-15</sub>: 89

MR 0.61 | MDER 0.55

### Optical

High Performance Opal | opal (lambertsch)

P<sub>stLM</sub>  $\leq 1.0$ <sup>1 2 3 4 5 6 7 8 9 10</sup> | SVM  $\leq 0.4$ <sup>1 2 3 4 5 6 7 8 9 10</sup>

### Electrical

DALI-2 | 1 DALI Addr.

PC1 | 220-240 V

system 18.5 W

system 114 lm/W<sup>11</sup>

18 W/m

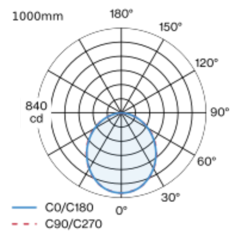
### Physical

length 1000 mm | width 40 mm | height 65 mm

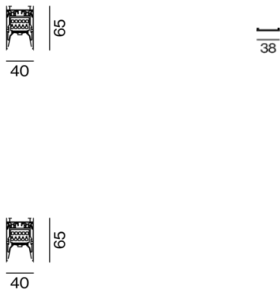
1.28 kg

L (mm): 500 - 1000, breakable every 62.5mm

### Light distribution



### Product drawing



<sup>1</sup> 1000mm <sup>2</sup> 812.5mm <sup>3</sup> 687.5mm <sup>4</sup> 500mm <sup>5</sup> 562.5mm <sup>6</sup> 750mm  
<sup>7</sup> 937.5mm <sup>8</sup> 875mm <sup>9</sup> 625mm  
<sup>10</sup> Value of containing product at full load (undimmed)  
<sup>11</sup> incl. consideration of optical losses, internal control unit losses & operating device efficiency

### Installation instructions



### Lighting calculator

