

# MINO 40 flex high lumen

ceiling / suspended system

042-012F037 006-4210010H 042-100201G



Project / Type

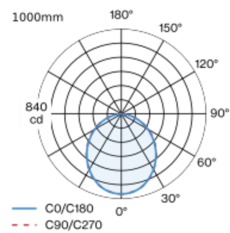
Notes

Count / Date

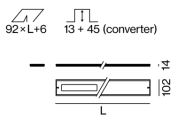
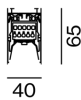


Luminaire housing made of extruded aluminium profile; angular design; for continuous lighting systems; light tight final end caps made of aluminium (available as an accessory); no visible screws; surface grey powder coated; for ceiling surface mounting or suspended mounting (1500 mm cable suspension as an accessory); height adjustment without tools; luminaire profile can be pre-mounted; pre-assembled power rail for power supply in luminaire profile; voltage tap of the light inset on the power rail; remaining lamp components mounted without tools; LED light inset consisting of highly reflective lacquered aluminium for improved thermal management; light colour 3000 K; binning initial MacAdam  $\leq 3$  SDCM; CRI  $\geq 90$ ; min. 90% of luminous flux after 50000 operating hours; energy efficient LEDs with high CRI; micro prismatic PMMA diffuser incl. diffuser film for homogeneous illumination and reduced luminance; degree of protection IP20; PC1; 220-240 V; internal wiring in light halogen free; incl. DALI-2 converter; accessories are listed separately; light source replaceable by an authorized professional; control gear replaceable by an authorized professional;

## Light distribution



## Product drawing



## General

Ceiling | Suspended

grey | RAL 9006 <sup>1</sup>

IP20

2100 lm

2100 lm/m

## LED

3000 K

CRI  $\geq 90$

L90 / 50000 h

initial MacAdam  $\leq 3$  SDCM

R<sub>g</sub>: 99 | R<sub>f</sub>: 91 | R<sub>h-15</sub>: 89

MR 0.61 | MDER 0.55

## Optical

High Performance Opal | opal (lambertsch)

P<sub>stLM</sub>  $\leq 1.0$  <sup>2 3 4 5 6 7 8 9 10 11</sup> | SVM  $\leq 0.4$  <sup>2 3 4 5 6 7 8 9 10 11</sup>

## Electrical

DALI-2

PC1 | 220-240 V

system 18.5 W

system 114 lm/W <sup>12</sup>

18 W/m

## Physical

length 1000 mm | width 40 mm | height 65 mm

1.96 kg

L (mm): 500 - 1000, breakable every 62.5mm

<sup>1</sup> RAL code <sup>2</sup> 1000mm <sup>3</sup> 750mm <sup>4</sup> 875mm <sup>5</sup> 625mm <sup>6</sup> 687.5mm  
<sup>7</sup> 500mm <sup>8</sup> 937.5mm <sup>9</sup> 562.5mm <sup>10</sup> 812.5mm  
<sup>11</sup> Value of containing product at full load (undimmed)  
<sup>12</sup> incl. consideration of optical losses, internal control unit losses & operating device efficiency

## Installation instructions



## Lighting calculator

