

MINO 40 flex high lumen

ceiling / suspended system

042-012F037 006-4210010Z 042-100201G



Project / Type

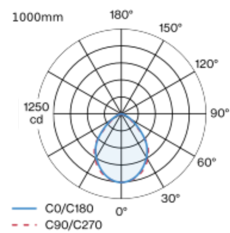
Notes

Count / Date

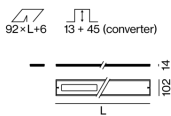


Luminaire housing made of extruded aluminium profile; angular design; for continuous lighting systems; light tight final end caps made of aluminium (available as an accessory); no visible screws; surface grey powder coated; for ceiling surface mounting or suspended mounting (1500 mm cable suspension as an accessory); height adjustment without tools; luminaire profile can be pre-mounted; pre-assembled power rail for power supply in luminaire profile; voltage tap of the light inset on the power rail; remaining lamp components mounted without tools; LED light inset consisting of highly reflective lacquered aluminium for improved thermal management; light colour 3000 K; binning initial MacAdam ≤ 3 SDCM; CRI ≥ 90 ; min. 90% of luminous flux after 50000 operating hours; energy efficient LEDs with high CRI; micro prismatic PMMA diffuser incl. diffuser film for homogeneous illumination and reduced luminance; degree of protection IP20; PC1; 220-240 V; internal wiring in light halogen free; incl. DALI-2 converter; accessories are listed separately; light source replaceable by an authorized professional; control gear replaceable by an authorized professional;

Light distribution



Product drawing



Project / Type

Notes

Count / Date



General

Ceiling | Suspended

grey | RAL 9006 ¹

IP20

1850 lm

1850 lm/m

LED

3000 K

CRI ≥ 90

L90 / 50000 h

initial MacAdam ≤ 3 SDCM

R_g: 99 | R_f: 91 | R_{fl-15}: 89

MR 0.61 | MDER 0.55

Optical

Microprismatic | microprismatic

P_{stLM} ≤ 1.0 ² 3 4 5 6 7 8 9 10 11 | SVM ≤ 0.4 ² 3 4 5 6 7 8 9 10 11

Electrical

DALI-2

PC1 | 220-240 V

system 18.5 W

system 100 lm/W ¹²

18 W/m

Physical

length 1000 mm | width 40 mm | height 65 mm

1.94 kg

L (mm): 500 - 1000, breakable every 62.5mm

¹ RAL code ² 1000mm ³ 875mm ⁴ 687.5mm ⁵ 812.5mm ⁶ 937.5mm
⁷ 562.5mm ⁸ 625mm ⁹ 500mm ¹⁰ 750mm
¹¹ Value of containing product at full load (undimmed)
¹² incl. consideration of optical losses, internal control unit losses & operating device efficiency

Installation instructions



Lighting calculator



MINO 40 flex high lumen

ceiling / suspended system

042-012F037 006-4210010Z 042-100201G



Project / Type _____

Notes _____

Count / Date _____

Maintenance Factors

Operating Time [h]	10 000	20 000	30 000	40 000	50 000
LLMF	0.98	0.96	0.94	0.92	0.9
LSF	1	1	1	1	1
MF	LMF × RSMF × LLMF × LSF		RSMF ^a	Room Surface Maintenance Factor	
MF	Maintenance Factor		LLMF	Lamp Lumens Maintenance Factor	
LMF ^a	Luminaire Maintenance Factor		LSF	Lamp Survival Factor	

^a According to "CIE 97, Maintenance of indoor electric lighting systems", 2005, ISBN 3-900-734-34-8. The values must be determined by the planner.

Circuit Breaker Types

Automatic Circuit Breaker Type	Number of Fixtures
B10	21
B13	27
B16	34
B20	42
C10	35
C13	45
C16	56
C20	70

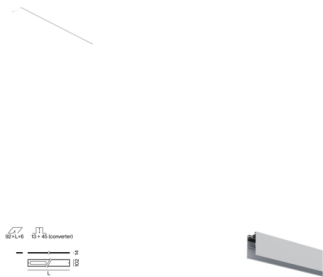
Components

LINEAR COVER

ARTICLE NUMBER(S)
006-4210010Z

INSTALLATION CHANNEL

COLOUR white aluminium L-W-H (MM) 1000-40-65 ARTICLE NUMBER(S) 042-100201G



Mounting accessories

END CAPS trimless

TYPE	COLOUR	L-W-H (MM)	ARTICLE NUMBER(S)
1 pair	pure white	65-40-4	042-1090017
1 pair	jet black	65-40-4	042-1090018
1 pair	white aluminium	65-40-4	042-109001G
1 pair	special colours	65-40-4	042-109001X
1 pair	traffic white	65-40-4	042-109001W



Mounting accessories

LINEAR CONNECTOR

TYPE	COLOUR	L-W-H (MM)	ARTICLE NUMBER(S)
mechanical	jet black	120-36-14	042-7091110
mechanical & electrical	jet black	120-36-14	042-7091230



OPAL COVER LINEAR CONNECTOR

COLOUR pure white L-W-H (MM) 120-36-14 ARTICLE NUMBER(S) 042-1091910



MICROPRISMATIC COVER LINEAR CONNECTOR

COLOUR pure white L-W-H (MM) 120-36-14 ARTICLE NUMBER(S) 042-1091810



MINO 40 flex high lumen

ceiling / suspended system

042-012F037 006-4210010Z 042-100201G



Project / Type

Notes

Count / Date

Mounting accessories

CEILING FASTENER

COLOUR	L-W-H (MM)	ARTICLE NUMBER(S)
traffic white	67-31-8	050-2041117
jet black	67-31-8	050-2041118



CABLE SUSPENSION

COLOUR	ARTICLE NUMBER(S)
chrome	005-2152110



CANOPY

COLOUR	L-W-H (MM)	ARTICLE NUMBER(S)
traffic white	90-90-22	005-2311217
jet black	90-90-22	005-2311218



Electrical accessories

POWER FEEDER UNIT

L-W-H (MM)	ARTICLE NUMBER(S)
80-36-17	042-1093230



Electrical accessories

FEEDER CABLE

COLOUR	ARTICLE NUMBER(S)
pure white	005-2412417
jet black	005-2412418



Optical accessories

BLIND COVER

COLOUR	ARTICLE NUMBER(S)
traffic white	006-4210017B
jet black	006-4210018B
white aluminium	006-421001GB
traffic white	006-4220017B
jet black	006-4220018B
white aluminium	006-422001GB
traffic white	006-4230017B
jet black	006-4230018B
white aluminium	006-423001GB
special colours	006-421001XB
special colours	006-422001XB
special colours	006-423001XB



CONTINUOUS LINEAR COVER

ARTICLE NUMBER(S)
006-2225010H
006-2206010H

