

MINO 40 flex mid lumen

ceiling / suspended system

042-011F037 006-4210010H 042-100201G



Project / Type

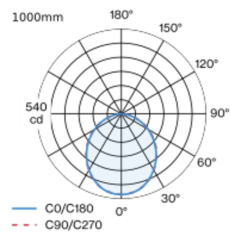
Notes

Count / Date

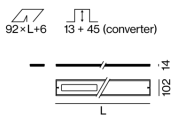
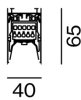


Luminaire housing made of extruded aluminium profile; angular design; for continuous lighting systems; light tight final end caps made of aluminium (available as an accessory); no visible screws; surface grey powder coated; for ceiling surface mounting or suspended mounting (1500 mm cable suspension as an accessory); height adjustment without tools; luminaire profile can be pre-mounted; pre-assembled power rail for power supply in luminaire profile; voltage tap of the light inset on the power rail; remaining lamp components mounted without tools; LED light inset consisting of highly reflective lacquered aluminium for improved thermal management; light colour 3000 K; binning initial MacAdam ≤ 3 SDCM; CRI ≥ 90 ; min. 90% of luminous flux after 50000 operating hours; energy efficient LEDs with high CRI; micro prismatic PMMA diffuser incl. diffuser film for homogeneous illumination and reduced luminance; degree of protection IP20; PC1; 220-240 V; internal wiring in light halogen free; incl. DALI-2 converter; accessories are listed separately; light source replaceable by an authorized professional; control gear replaceable by an authorized professional;

Light distribution



Product drawing



General

Ceiling | Suspended

grey | RAL 9006 ¹

IP20

1360 lm

1360 lm/m

LED

3000 K

CRI ≥ 90

L90 / 50000 h

initial MacAdam ≤ 3 SDCM

R_g: 99 | R_f: 91 | R_{h-15}: 89

MR 0.61 | MDER 0.55

Optical

High Performance Opal | opal (lambertsch)

P_{stLM} ≤ 1.0 ^{2 3 4 5 6 7 8 9 10 11} | SVM ≤ 0.4 ^{2 3 4 5 6 7 8 9 10 11}

Electrical

DALI-2

PC1 | 220-240 V

system 12.1 W

system 112 lm/W ¹²

12 W/m

Physical

length 1000 mm | width 40 mm | height 65 mm

1.96 kg

L (mm): 500 - 1000, breakable every 62.5mm

¹ RAL code ² 1000mm ³ 750mm ⁴ 562.5mm ⁵ 937.5mm
⁶ 812.5mm ⁷ 625mm ⁸ 875mm ⁹ 687.5mm ¹⁰ 500mm
¹¹ Value of containing product at full load (undimmed)
¹² incl. consideration of optical losses, internal control unit losses & operating device efficiency

Installation instructions



Lighting calculator



042-011F037 006-4210010H 042-100201G



Count / Date

MINO 40 flex mid lumen

ceiling / suspended system

042-011F037 006-4210010H 042-100201G



Project / Type

Notes

Count / Date

Mounting accessories

CEILING FASTENER

COLOUR	L-W-H (MM)	ARTICLE NUMBER(S)
traffic white	67-31-8	050-2041117
jet black	67-31-8	050-2041118



CABLE SUSPENSION

COLOUR	ARTICLE NUMBER(S)
chrome	005-2152110



CANOPY

COLOUR	L-W-H (MM)	ARTICLE NUMBER(S)
traffic white	90-90-22	005-2311217
jet black	90-90-22	005-2311218



Electrical accessories

POWER FEEDER UNIT

L-W-H (MM)	ARTICLE NUMBER(S)
80-36-17	042-1093230



Electrical accessories

FEEDER CABLE

COLOUR	ARTICLE NUMBER(S)
pure white	005-2412417
jet black	005-2412418



Optical accessories

BLIND COVER

COLOUR	ARTICLE NUMBER(S)
traffic white	006-4210017B
jet black	006-4210018B
white aluminium	006-421001GB
traffic white	006-4220017B
jet black	006-4220018B
white aluminium	006-422001GB
traffic white	006-4230017B
jet black	006-4230018B
white aluminium	006-423001GB
special colours	006-421001XB
special colours	006-422001XB
special colours	006-423001XB



CONTINUOUS LINEAR COVER

ARTICLE NUMBER(S)
006-2225010H
006-2206010H

