

FRAME 40 flex high lumen

trim system

042-012F037 006-4210010Z 042-7002017



Project / Type

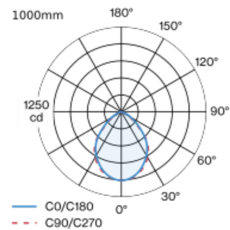
Notes

Count / Date




Luminaire housing made of extruded aluminium profile; recessed light with wrap around edge; for continuous lighting systems; suitable for ceiling thickness of 8-25 mm; surface traffic white powder coated; luminaire profile can be pre-mounted; pre-assembled power rail for power supply in luminaire profile; voltage tap of the light inset on the power rail; remaining lamp components mounted without tools; LED light inset consisting of highly reflective lacquered aluminium for improved thermal management; light colour 3000 K; binning initial MacAdam ≤ 3 SDCM; CRI ≥ 90 ; min. 90% of luminous flux after 50000 operating hours; energy efficient LEDs with high CRI; degree of protection IP20; PC1; 220-240 V; internal wiring in light halogen free; incl. DALI-2 converter; accessories are listed separately; light source replaceable by an authorized professional; control gear replaceable by an authorized professional;

Light distribution



Product drawing



General

Ceiling | Recessed

traffic white | RAL 9016

IP20

1850 lm

1850 lm/m

LED

3000 K

CRI ≥ 90

L90 / 50000 h

initial MacAdam ≤ 3 SDCM

R_g: 99 | R_f: 91 | R_{h-15}: 89

MR 0.61 | MDER 0.55

Optical

Microprismatic | microprismatic

P_{stLM} ≤ 1.0 ^{1 2 3 4 5 6 7 8 9 10} | SVM ≤ 0.4 ^{1 2 3 4 5 6 7 8 9 10}

Electrical

DALI-2 | 1 DALI Addr.

PC1 | 220-240 V

system 18.5 W

system 100 lm/W¹¹

18 W/m

Physical

trim

length 1000 mm | width 55 mm | height 60 mm

1.68 kg

L (mm): 500 - 1000, breakable every 62.5mm

Cutout

length 1010 mm | width 45 mm

min. ceiling thickness 8 mm | max. ceiling thickness 25 mm

recessed depth 100 mm

¹ 1000mm ² 812.5mm ³ 625mm ⁴ 750mm ⁵ 687.5mm ⁶ 562.5mm
⁷ 875mm ⁸ 937.5mm ⁹ 500mm
¹⁰ Value of containing product at full load (undimmed)
¹¹ incl. consideration of optical losses, internal control unit losses & operating device efficiency

Installation instructions



Lighting calculator



FRAME 40 flex high lumen

trim system

042-012F037 006-4210010Z 042-7002017



Project / Type

Notes

Count / Date

Maintenance Factors

Operating Time [h]	10 000	20 000	30 000	40 000	50 000
LLMF	0.98	0.96	0.94	0.92	0.9
LSF	1	1	1	1	1
MF	LMF × RSMF × LLMF × LSF		RSMF ^a	Room Surface Maintenance Factor	
MF	Maintenance Factor		LLMF	Lamp Lumens Maintenance Factor	
LMF ^a	Luminaire Maintenance Factor		LSF	Lamp Survival Factor	

^a According to "CIE 97, Maintenance of indoor electric lighting systems", 2005, ISBN 3-900-734-34-8. The values must be determined by the planner.

Circuit Breaker Types


Automatic Circuit Breaker Type	Number of Fixtures
B10	21
B13	27
B16	34
B20	42
C10	35
C13	45
C16	56
C20	70

Components

LINEAR COVER

TYPE
microprismatic

ARTICLE NUMBER(S)
006-4210010Z

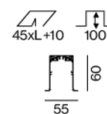



INSTALLATION CHANNEL with trim

COLOUR
traffic white

L-W-H (MM)
1000-55-60

ARTICLE NUMBER(S)
042-7002017



Mounting accessories

END CAPS recessed trim

TYPE	COLOUR	L-W-H (MM)	ARTICLE NUMBER(S)
1 pair	traffic white	55-60-8	042-7090017
1 pair	white aluminium	55-60-8	042-709001G
1 pair	jet black	55-60-8	042-7090018



FRAME 40 flex high lumen

trim system

042-012F037 006-4210010Z 042-7002017



Project / Type

Notes

Count / Date

Mounting accessories

LINEAR CONNECTOR

TYPE	COLOUR	L-W-H (MM)	ARTICLE NUMBER(S)
mechanical	jet black	120-36-14	042-7091110
mechanical & electrical	jet black	120-36-14	042-7091230



OPAL COVER LINEAR CONNECTOR

COLOUR	L-W-H (MM)	ARTICLE NUMBER(S)
pure white	120-36-14	042-1091910



MICROPRISMATIC COVER LINEAR CONNECTOR

COLOUR	L-W-H (MM)	ARTICLE NUMBER(S)
pure white	120-36-14	042-1091810



Mounting accessories

MOUNTING BRACKET recessed trim

TYPE	ARTICLE NUMBER(S)
1 piece	042-7092110
25 pieces	042-7092110.25



Mounting accessories

INSTALLATION CHANNEL corner 90° with cover

TYPE	COLOUR	L-W-H (MM)	ARTICLE NUMBER(S)
opal high performance	traffic white	250-250-60	042-700C017H
microprismatic	traffic white	250-250-60	042-700C017Z
opal high performance	jet black	250-250-60	042-700C018H
microprismatic	jet black	250-250-60	042-700C018Z
opal high performance	white aluminium	250-250-60	042-700C01GH
microprismatic	white aluminium	250-250-60	042-700C01GZ



Electrical accessories

POWER FEEDER UNIT

L-W-H (MM)	ARTICLE NUMBER(S)
80-36-17	042-1093230



FRAME 40 flex high lumen

trim system

042-012F037 006-4210010Z 042-7002017



Project / Type

Notes

Count / Date

Optical accessories

BLIND COVER

COLOUR	ARTICLE NUMBER(S)
traffic white	006-4210017B
jet black	006-4210018B
white aluminium	006-421001GB
traffic white	006-4220017B
jet black	006-4220018B
white aluminium	006-422001GB
traffic white	006-4230017B
jet black	006-4230018B
white aluminium	006-423001GB



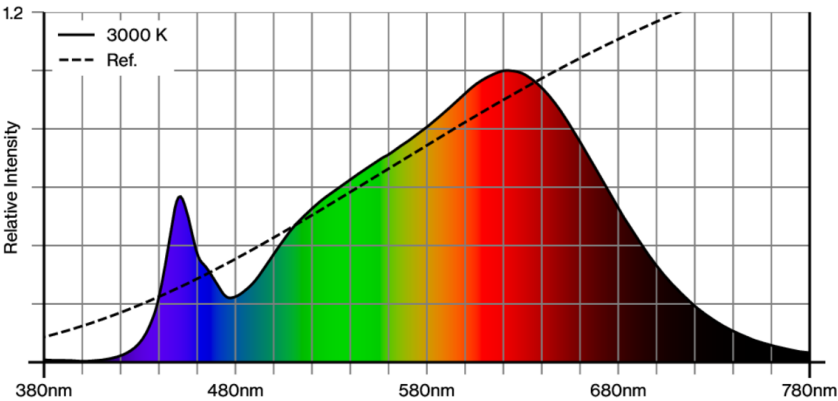
1
38

CONTINUOUS LINEAR COVER

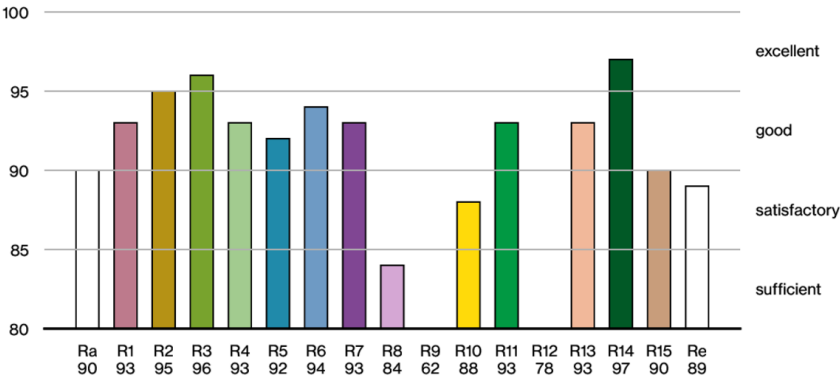
ARTICLE NUMBER(S)
006-2225010H
006-2206010H



Colour rendering



CRI/R_a ≥ 92 R_e ≥ 89 (3000 K)



[042-012F037 006-4210010Z 042-7002017] The technical data represent rated values for an ambient temperature of 25°C. The data values for the luminous flux are initially subject to a tolerance of +/- 10%, those for the electrical connected load are initially subject to a tolerance of +/- 10%, and those for the colour temperature are initially subject to a tolerance of +/- 150 K. No liability is assumed for typographical or printing errors. The general terms and conditions of XAL GmbH apply.
© XAL GmbH · Auer-Welsbach-Gasse 36 · 8055 Graz · Austria · www.xal.com

09.08.2025

FRAME 40 flex high lumen

trim system

042-012F037 006-4210010Z 042-7002017

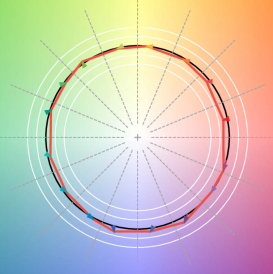


Project / Type

Notes

Count / Date

TM30 colour vector graphic



The black line represents the black body reference. The red line indicates the results of the test light source. The deviation from the test light source to the reference is shown and is marked by arrows. The shorter the arrows, the higher the color rendering.

