

MINO 40 flex mid lumen

ceiling / suspended system

042-011F037 006-4210010Z 042-100201G



Project / Type

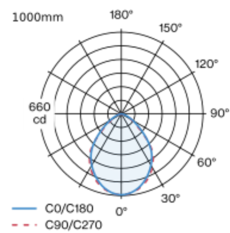
Notes

Count / Date

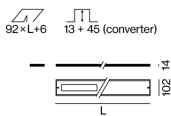
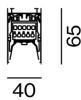


Luminaire housing made of extruded aluminium profile; angular design; for continuous lighting systems; light tight final end caps made of aluminium (available as an accessory); no visible screws; surface grey powder coated; for ceiling surface mounting or suspended mounting (1500 mm cable suspension as an accessory); height adjustment without tools; luminaire profile can be pre-mounted; pre-assembled power rail for power supply in luminaire profile; voltage tap of the light inset on the power rail; remaining lamp components mounted without tools; LED light inset consisting of highly reflective lacquered aluminium for improved thermal management; light colour 3000 K; binning initial MacAdam ≤ 3 SDCM; CRI ≥ 90 ; min. 90% of luminous flux after 50000 operating hours; energy efficient LEDs with high CRI; micro prismatic PMMA diffuser incl. diffuser film for homogeneous illumination and reduced luminance; degree of protection IP20; PC1; 220-240 V; internal wiring in light halogen free; incl. DALI-2 converter; accessories are listed separately; light source replaceable by an authorized professional; control gear replaceable by an authorized professional;

Light distribution



Product drawing



Project / Type

Notes

Count / Date



General

Ceiling | Suspended

grey | RAL 9006 ¹

IP20

1200 lm

1200 lm/m

LED

3000 K

CRI ≥ 90

L90 / 50000 h

initial MacAdam ≤ 3 SDCM

R_g: 99 | R_f: 91 | R_{h-15}: 89

MR 0.61 | MDER 0.55

Optical

Microprismatic | microprismatic

P_{stLM} ≤ 1.0 ^{2 3 4 5 6 7 8 9 10 11} | SVM ≤ 0.4 ^{2 3 4 5 6 7 8 9 10 11}

Electrical

DALI-2

PC1 | 220-240 V

system 12.1 W

system 99 lm/W ¹²

12 W/m

Physical

length 1000 mm | width 40 mm | height 65 mm

1.94 kg

L (mm): 500 - 1000, breakable every 62.5mm

¹ RAL code ² 1000mm ³ 625mm ⁴ 875mm ⁵ 687.5mm ⁶ 500mm
⁷ 812.5mm ⁸ 937.5mm ⁹ 562.5mm ¹⁰ 750mm
¹¹ Value of containing product at full load (undimmed)
¹² incl. consideration of optical losses, internal control unit losses & operating device efficiency

Installation instructions



Lighting calculator

