

MINO 40 flex high lumen

ceiling / suspended system

042-012F137 006-4210010H 042-1002018



Project / Type

Notes

Count / Date



General

Ceiling , Suspended

black , RAL 9005 ¹

IP20

2260 lm

2260 lm/m

LED

4000 K

CRI ≥ 90

L90 / 50000 h

initial MacAdam ≤ 3 SDCM

R_g: 99 , R_r: 92 , R_{t(1-15)}: 90

MR 0.81

MDER 0.74

Optical

High Performance Opal

opal (lambertsch)

PstLM ≤ 1.0² ³

SVM ≤ 0.4² ³

Electrical

DALI-2

220-240 V

system 18.5 W

system 122 lm/W⁴

PC1

18 W/m

Physical

length 1000 mm

width 40 mm

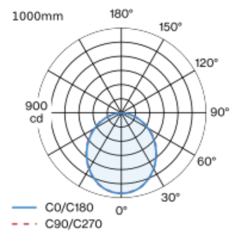
height 65 mm

2.23 kg

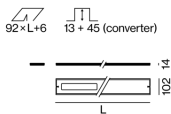
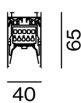
L (mm): 500 - 1000, breakable every 62.5mm

Luminaire housing made of extruded aluminium profile; angular design; for continuous lighting systems; light tight final end caps made of aluminium (available as an accessory); no visible screws; surface black powder coated; for ceiling surface mounting or suspended mounting (1500 mm cable suspension as an accessory); height adjustment without tools; luminaire profile can be pre-mounted; pre-assembled power rail for power supply in luminaire profile; voltage tap of the light inset on the power rail; remaining lamp components mounted without tools; LED light inset consisting of highly reflective lacquered aluminium for improved thermal management; light colour 4000 K; binning initial MacAdam ≤ 3 SDCM; CRI ≥ 90; min. 90% of luminous flux after 50000 operating hours; energy efficient LEDs with high CRI; degree of protection IP20; PC1; 220-240 V; internal wiring in light halogen free; incl. DALI-2 converter; accessories are listed separately; light source replaceable by an authorized professional; control gear replaceable by an authorized professional;

Light distribution



Product drawing



¹ RAL code ² 1000mm
³ Value of containing product at full load (undimmed)
⁴ incl. consideration of optical losses, internal control unit losses and operating device efficiency

Installation instructions



Lighting calculator

