

# MINO 40 flex high lumen

ceiling / suspended system

042-012F137 006-4210010Z 042-1002017



Project / Type

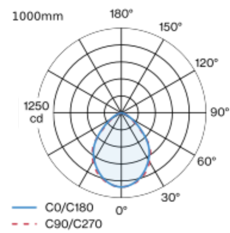
Notes

Count / Date



Luminaire housing made of extruded aluminium profile; angular design; for continuous lighting systems; light tight final end caps made of aluminium (available as an accessory); no visible screws; surface RAL Pure white powder coated; for ceiling surface mounting or suspended mounting (1500 mm cable suspension as an accessory); height adjustment without tools; luminaire profile can be pre-mounted; pre-assembled power rail for power supply in luminaire profile; voltage tap of the light inset on the power rail; remaining lamp components mounted without tools; LED light inset consisting of highly reflective lacquered aluminium for improved thermal management; light colour 4000 K; binning initial MacAdam  $\leq 3$  SDCM; CRI  $\geq 90$ ; min. 90% of luminous flux after 50000 operating hours; energy efficient LEDs with high CRI; degree of protection IP20; PC1; 220-240 V; internal wiring in light halogen free; incl. DALI-2 converter; accessories are listed separately; light source replaceable by an authorized professional; control gear replaceable by an authorized professional;

## Light distribution



## Product drawing



## General

Ceiling | Suspended

RAL Pure white | RAL 9010

IP20

2000 lm

2000 lm/m

## LED

4000 K

CRI  $\geq 90$

L90 / 50000 h

initial MacAdam  $\leq 3$  SDCM

R<sub>g</sub>: 99 | R<sub>f</sub>: 92 | R<sub>i(1-15)</sub>: 90

MR 0.81 | MDER 0.74

## Optical

Microprismatic | microprismatic

P<sub>st</sub>LM  $\leq 1.0$ <sup>1</sup> 2 3 4 5 6 7 8 9 10 | SVM  $\leq 0.4$ <sup>1</sup> 2 3 4 5 6 7 8 9 10

## Electrical

DALI-2 | 1 DALI Addr.

PC1 | 220-240 V

system 18.5 W

system 108 lm/W<sup>11</sup>

18 W/m

## Physical

length 1000 mm | width 40 mm | height 65 mm

2.73 kg

L (mm): 500 - 1000, breakable every 62.5mm

<sup>1</sup> 1000mm <sup>2</sup> 837.5mm <sup>3</sup> 500mm <sup>4</sup> 562.5mm <sup>5</sup> 687.5mm <sup>6</sup> 750mm  
<sup>7</sup> 875mm <sup>8</sup> 625mm <sup>9</sup> 812.5mm  
<sup>10</sup> Value of containing product at full load (undimmed)  
<sup>11</sup> incl. consideration of optical losses, internal control unit losses & operating device efficiency

## Installation instructions



## Lighting calculator



# MINO 40 flex high lumen

ceiling / suspended system

042-012F137 006-4210010Z 042-1002017



|                |  |
|----------------|--|
| Project / Type |  |
| Notes          |  |
| Count / Date   |  |

## Maintenance Factors

| Operating Time [h] | 10 000                       | 20 000 | 30 000                                            | 40 000 | 50 000 |
|--------------------|------------------------------|--------|---------------------------------------------------|--------|--------|
| LLMF               | 0.98                         | 0.96   | 0.94                                              | 0.92   | 0.9    |
| LSF                | 1                            | 1      | 1                                                 | 1      | 1      |
| MF                 | LMF × RSMF × LLMF × LSF      |        | RSMF <sup>a</sup> Room Surface Maintenance Factor |        |        |
| MF                 | Maintenance Factor           |        | LLMF Lamp Lumens Maintenance Factor               |        |        |
| LMF <sup>a</sup>   | Luminaire Maintenance Factor |        | LSF Lamp Survival Factor                          |        |        |

<sup>a</sup> According to "CIE 97, Maintenance of indoor electric lighting systems", 2005, ISBN 3-900-734-34-8. The values must be determined by the planner.


## Circuit Breaker Types

| Automatic Circuit Breaker Type | Number of Fixtures |
|--------------------------------|--------------------|
| B10                            | 21                 |
| B13                            | 27                 |
| B16                            | 34                 |
| B20                            | 42                 |
| C10                            | 35                 |
| C13                            | 45                 |
| C16                            | 56                 |
| C20                            | 70                 |

## Components

### LINEAR COVER

|                |                   |
|----------------|-------------------|
| TYPE           | ARTICLE NUMBER(S) |
| microprismatic | 006-4210010Z      |



### INSTALLATION CHANNEL

|            |            |                   |
|------------|------------|-------------------|
| COLOUR     | L-W-H (MM) | ARTICLE NUMBER(S) |
| pure white | 1000-40-65 | 042-1002017       |



## Mounting accessories

### END CAPS

|        |                 |            |                   |
|--------|-----------------|------------|-------------------|
| TYPE   | COLOUR          | L-W-H (MM) | ARTICLE NUMBER(S) |
| 1 pair | pure white      | 65-40-4    | 042-1090017       |
| 1 pair | jet black       | 65-40-4    | 042-1090018       |
| 1 pair | white aluminium | 65-40-4    | 042-109001G       |
| 1 pair | special colours | 65-40-4    | 042-109001X       |
| 1 pair | traffic white   | 65-40-4    | 042-109001W       |



# MINO 40 flex high lumen

ceiling / suspended system

042-012F137 006-4210010Z 042-1002017



Project / Type

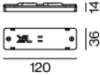
Notes

Count / Date

## Mounting accessories

### LINEAR CONNECTOR

| TYPE                    | COLOUR    | L-W-H (MM) | ARTICLE NUMBER(S) |
|-------------------------|-----------|------------|-------------------|
| mechanical              | jet black | 120-36-14  | 042-7091110       |
| mechanical & electrical | jet black | 120-36-14  | 042-7091230       |



### OPAL COVER LINEAR CONNECTOR

| COLOUR     | L-W-H (MM) | ARTICLE NUMBER(S) |
|------------|------------|-------------------|
| pure white | 120-36-14  | 042-1091910       |



### MICROPRISMATIC COVER LINEAR CONNECTOR

| COLOUR     | L-W-H (MM) | ARTICLE NUMBER(S) |
|------------|------------|-------------------|
| pure white | 120-36-14  | 042-1091810       |



## Mounting accessories

### CEILING FASTENER

| COLOUR        | L-W-H (MM) | ARTICLE NUMBER(S) |
|---------------|------------|-------------------|
| traffic white | 67-31-8    | 050-2041117       |
| jet black     | 67-31-8    | 050-2041118       |



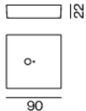

### CABLE SUSPENSION

| COLOUR | ARTICLE NUMBER(S) |
|--------|-------------------|
| chrome | 005-2152110       |



### CANOPY

| COLOUR        | L-W-H (MM) | ARTICLE NUMBER(S) |
|---------------|------------|-------------------|
| traffic white | 90-90-22   | 005-2311217       |
| jet black     | 90-90-22   | 005-2311218       |



# MINO 40 flex high lumen

ceiling / suspended system

042-012F137 006-4210010Z 042-1002017



Project / Type

Notes

Count / Date

## Electrical accessories

### POWER FEEDER UNIT

|            |                   |
|------------|-------------------|
| L-W-H (MM) | ARTICLE NUMBER(S) |
| 80-36-17   | 042-1093230       |



## Electrical accessories

### FEEDER CABLE


|            |                   |
|------------|-------------------|
| COLOUR     | ARTICLE NUMBER(S) |
| pure white | 005-2412417       |
| jet black  | 005-2412418       |



## Optical accessories

### BLIND COVER


|                 |                   |
|-----------------|-------------------|
| COLOUR          | ARTICLE NUMBER(S) |
| traffic white   | 006-4210017B      |
| jet black       | 006-4210018B      |
| white aluminium | 006-421001GB      |
| traffic white   | 006-4220017B      |
| jet black       | 006-4220018B      |
| white aluminium | 006-422001GB      |
| traffic white   | 006-4230017B      |
| jet black       | 006-4230018B      |
| white aluminium | 006-423001GB      |
| special colours | 006-421001XB      |
| special colours | 006-422001XB      |
| special colours | 006-423001XB      |



1  
38

### CONTINUOUS LINEAR COVER

|                   |
|-------------------|
| ARTICLE NUMBER(S) |
| 006-2225010H      |
| 006-2206010H      |



# MINO 40 flex high lumen

ceiling / suspended system

042-012F137 006-4210010Z 042-1002017

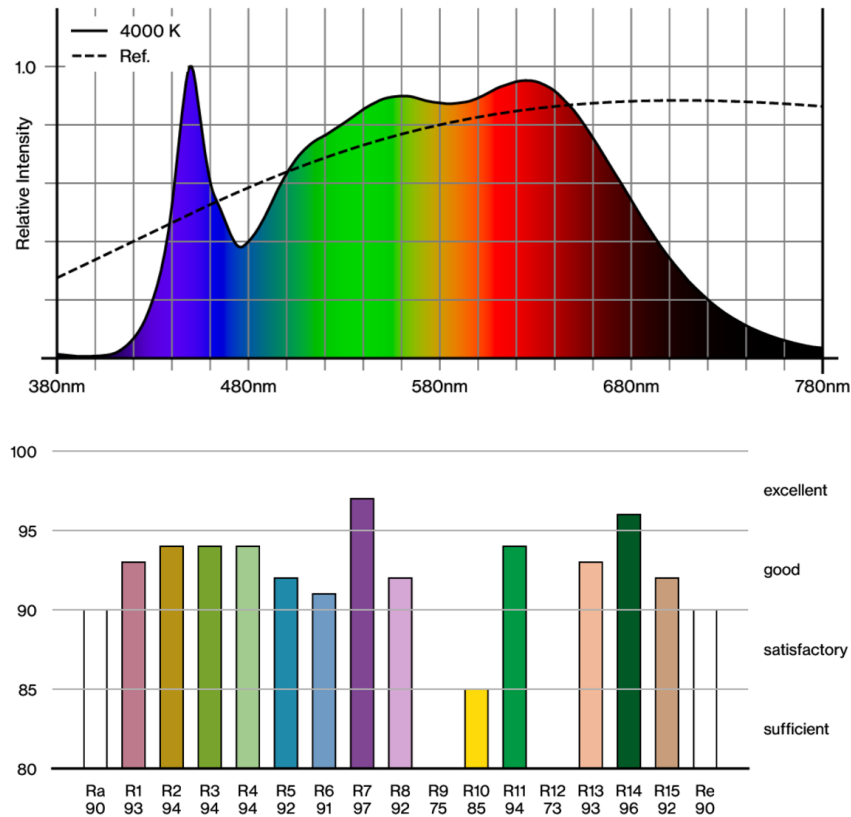


Project / Type

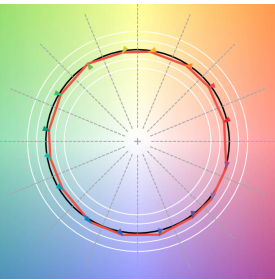
Notes

Count / Date

## Colour rendering



## TM30 colour vector graphic



The black line represents the black body reference. The red line indicates the results of the test light source. The deviation from the test light source to the reference is shown and is marked by arrows. The shorter the arrows, the higher the color rendering.