

MINO 40 flex high lumen

ceiling / suspended system

042-012F137 006-4210010Z 042-100201G



Project / Type

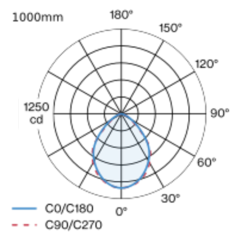
Notes

Count / Date

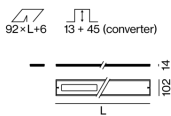
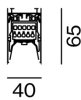


Luminaire housing made of extruded aluminium profile; angular design; for continuous lighting systems; light tight final end caps made of aluminium (available as an accessory); no visible screws; surface grey powder coated; for ceiling surface mounting or suspended mounting (1500 mm cable suspension as an accessory); height adjustment without tools; luminaire profile can be pre-mounted; pre-assembled power rail for power supply in luminaire profile; voltage tap of the light inset on the power rail; remaining lamp components mounted without tools; LED light inset consisting of highly reflective lacquered aluminium for improved thermal management; light colour 4000 K; binning initial MacAdam ≤ 3 SDCM; CRI ≥ 90 ; min. 90% of luminous flux after 50000 operating hours; energy efficient LEDs with high CRI; micro prismatic PMMA diffuser incl. diffuser film for homogeneous illumination and reduced luminance; degree of protection IP20; PC1; 220-240 V; internal wiring in light halogen free; incl. DALI-2 converter; accessories are listed separately; light source replaceable by an authorized professional; control gear replaceable by an authorized professional;

Light distribution



Product drawing



General

Ceiling | Suspended

grey | RAL 9006 ¹

IP20

2000 lm

2000 lm/m

LED

4000 K

CRI ≥ 90

L90 / 50000 h

initial MacAdam ≤ 3 SDCM

R_g: 99 | R_f: 92 | R_{f(1-15)}: 90

MR 0.81 | MDER 0.74

Optical

Microprismatic | microprismatic

P_{stLM} ≤ 1.0 ² 3 4 5 6 7 8 9 10 11 | SVM ≤ 0.4 ² 3 4 5 6 7 8 9 10 11

Electrical

DALI-2

PC1 | 220-240 V

system 18.5 W

system 108 lm/W ¹²

18 W/m

Physical

length 1000 mm | width 40 mm | height 65 mm

2.89 kg

L (mm): 500 - 1000, breakable every 62.5mm

¹ RAL code ² 1000mm ³ 812.5mm ⁴ 500mm ⁵ 625mm ⁶ 937.5mm ⁷ 750mm ⁸ 875mm ⁹ 687.5mm ¹⁰ 562.5mm ¹¹ Value of containing product at full load (undimmed) ¹² incl. consideration of optical losses, internal control unit losses & operating device efficiency

Installation instructions



Lighting calculator

